

pomd'or
the bath world

2011

NEWS

ACCESORIOS
ACCESSORIES

KUBIC
KUBIC COOL
KUBIC CLASS

BELLE

MOBILIARIO CON LAVABO
FURNITURE WITH WASHBASIN

UNIQUE

KUBIC COLLECTION AUTHENTIC



La pasión. Los detalles. El irresistible sueño de dejar
un legado único y genuino.

Passion. Details. The irresistible dream of leaving behind
a unique and genuine legacy.

KUBIC COLLECTION

ACABADOS
FINISHES

0 0 2 CROMO / CHROME

: 2011

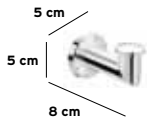
CÓDIGO
CODE

ACABADOS
FINISHES



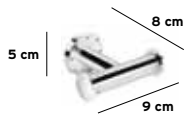
COLGADOR
HOOK

0 0 2



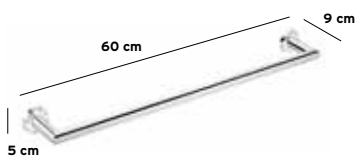
36.30.01.●●●●
COLGADOR
HOOK

0 0 2



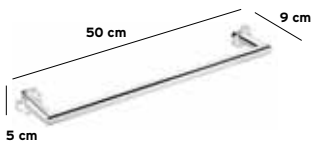
36.30.02.●●●●
COLGADOR DOBLE
DOUBLE HOOK

0 0 2



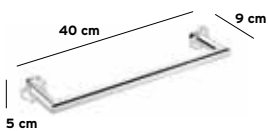
36.10.60.●●●●
TOALLERO
TOWEL BAR

0 0 2



36.10.50.●●●●
TOALLERO
TOWEL BAR

0 0 2



36.10.40.●●●●
TOALLERO
TOWEL BAR

0 0 2

KUBIC COLLECTION

: 2011

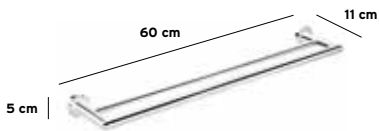
CÓDIGO
CODE

ACABADOS
FINISHES




36.10.30.●●●
TOALLERO
TOWEL BAR

0 0 2



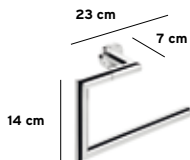
36.14.42.●●●
TOALLERO DOBLE
DOUBLE TOWEL BAR

0 0 2



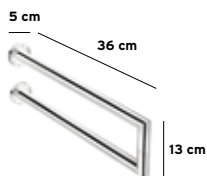
36.20.55.●●●
TOALLERO ARO
TOWEL RING

0 0 2



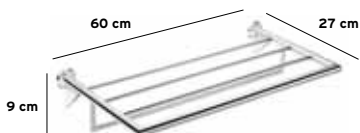
36.20.57.●●●
TOALLERO ARO
TOWEL RING

0 0 2



36.14.01.●●●
TOALLERO LATERAL DOBLE
DOUBLE LATERAL TOWEL BAR

0 0 2



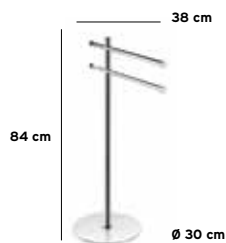
36.51.10.●●●
TOALLERO ESTANTE
TOWEL RACK SHELF

0 0 2

: 2011

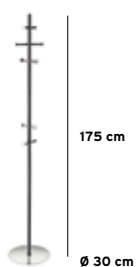
CÓDIGO
CODE

ACABADOS
FINISHES



36.12.04.●●●
TOALLERO DE PIE
FREE STANDING TOWEL BAR

0 0 2



36.31.02.●●●
COLGADOR DE PIE
FREE STANDING HANGER

0 0 2



36.50.60.●●●
ESTANTE
SHELF

0 0 2



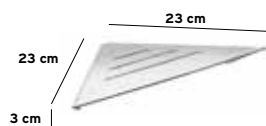
36.50.40.●●●
ESTANTE
SHELF

0 0 2



36.60.20.●●●
JABONERA DUCHA
SOAP DISH FOR BATHTUBE

0 0 2



36.60.32.●●●
JABONERA RINCÓN
CORNER SOAP DISH

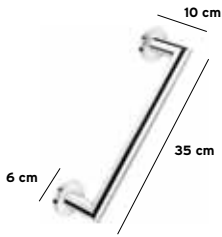
0 0 2

KUBIC COLLECTION

: 2011

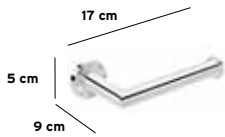
CÓDIGO
CODE

ACABADOS
FINISHES



36.05.36.●●●●
ASA
HAND GRIP

0 0 2




36.14.81.●●●●
PORTAPAPEL SIN TAPA
PAPER HOLDER WITHOUT COVER

0 0 2



36.40.05.●●●●
PORTAPAPEL CON TAPA DERECHO
RIGHT PAPER HOLDER WITH COVER

0 0 2



36.40.12.●●●●
PORTAPAPEL CON TAPA IZQUIERDO
LEFT PAPER HOLDER WITH COVER

0 0 2



36.40.42.●●●●
PORTAPAPEL RESERVA
RESERVE PAPER HOLDER

0 0 2



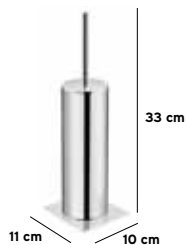
36.90.02.●●●●
ESCOBILLERO
TOILET BRUSH

0 0 2

: 2011

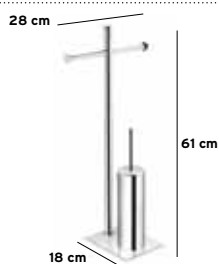
CÓDIGO
CODE

ACABADOS
FINISHES



36.90.51.●●●
ESCOBILLERO SUELO
FREE STANDING TOILET BRUSH

0 0 2



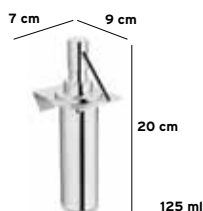
36.19.04.●●●
PORTÁTIL WC
STANDS WC

0 0 2




36.70.02.●●●
PORTACEPILLOS
BRUSH-HOLDER

0 0 2



36.78.05.●●●
DOSIFICADOR
SOAP DISPENSER

0 0 2



36.60.03.●●●
JABONERA
SOAP DISH

0 0 2



36.70.52.●●●
PORTACEPILLOS ENCIMERA
FREE STANDING BRUSH-HOLDER

0 0 2

KUBIC COLLECTION

: 2011

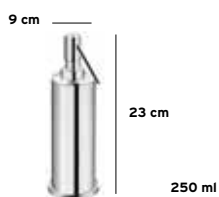
CÓDIGO
CODE

ACABADOS
FINISHES



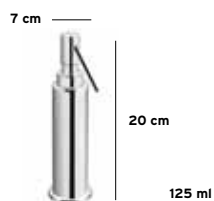
36.70.50.●●●●
PORTACEPILLOS ENCIMERA
FREE STANDING BRUSH-HOLDER

0 0 2



36.78.32.●●●●
DOSIFICADOR ENCIMERA
FREE STANDING SOAP DISPENSER

0 0 2




36.78.31.●●●●
DOSIFICADOR ENCIMERA
FREE STANDING SOAP DISPENSER

0 0 2



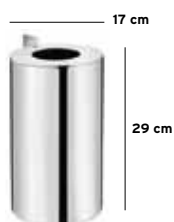
36.60.52.●●●●
JABONERA ENCIMERA
FREE STANDING SOAP DISH

0 0 2



36.94.02.●●●●
CAJA KLEENEX
TISSUE BOX

0 0 2



36.93.51.●●●●
PAPELERA CON TAPA
WASTE BIN

0 0 2

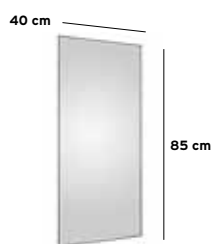
: 2011

CÓDIGO
CODE

ACABADOS
FINISHES



36.80.51.050
ESPEJO
MIRRO



36.80.50.050
ESPEJO
MIRROR

KUBIC COOL COLLECTION INTERNATIONAL



Un clásico contemporáneo adaptado a los gustos más internacionales y estilos más vanguardistas.

A contemporary classic adapted to the most international tastes and cutting-edge styles.

KUBIC COOL COLLECTION

: 2011

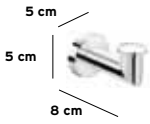
CÓDIGO
CODE

ACABADOS
FINISHES



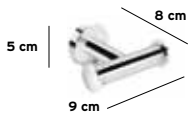
33.30.11.●●●
COLGADOR
HOOK

0 0 2



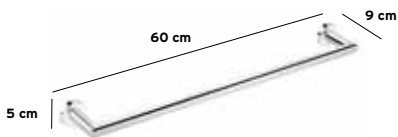
33.30.01.●●●
COLGADOR
HOOK

0 0 2



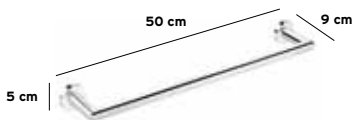
33.30.02.●●●
COLGADOR DOBLE
DOUBLE HOOK

0 0 2



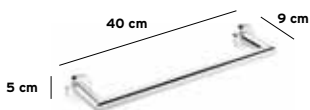
33.10.60.●●●
TOALLERO
TOWEL BAR

0 0 2



33.10.50.●●●
TOALLERO
TOWEL BAR

0 0 2



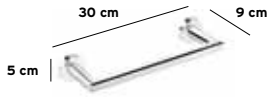
33.10.40.●●●
TOALLERO
TOWEL BAR

0 0 2

: 2011

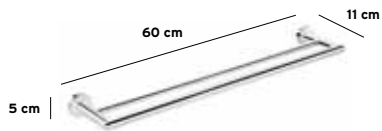
CÓDIGO
CODE

ACABADOS
FINISHES



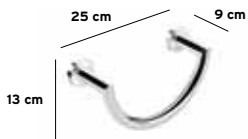
33.10.30.●●●●
TOALLERO
TOWEL BAR

0 0 2



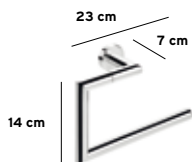
33.14.42.●●●●
TOALLERO DOBLE
DOUBLE TOWEL BAR

0 0 2



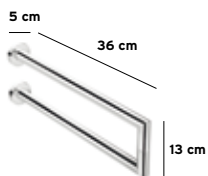
33.20.55.●●●●
TOALLERO ARO
TOWEL RING

0 0 2




33.20.57.●●●●
TOALLERO ARO
TOWEL RING

0 0 2



33.14.01.●●●●
TOALLERO LATERAL DOBLE
DOUBLE LATERAL TOWEL BAR

0 0 2



33.51.10.●●●●
TOALLERO ESTANTE
TOWEL RACK SHELF

0 0 2

KUBIC COOL COLLECTION

: 2011

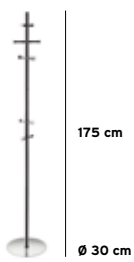
CÓDIGO
CODE

ACABADOS
FINISHES




36.12.04.●●●
TOALLERO DE PIE
FREE STANDING TOWEL BAR

0 0 2



36.31.02.●●●
COLGADOR DE PIE
FREE STANDING HANGER

0 0 2



33.50.60.●●●
ESTANTE
SHELF

0 0 2



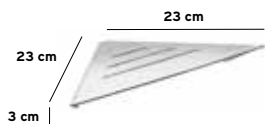
33.50.40.●●●
ESTANTE
SHELF

0 0 2



33.60.20.●●●
JABONERA DUCHA
SOAP DISH FOR BATHTUBE

0 0 2



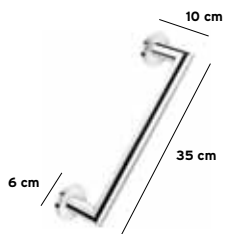
36.60.32.●●●
JABONERA DUCHA
CORNER SOAP DISH

0 0 2

: 2011

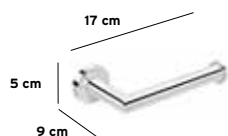
CÓDIGO
CODE

ACABADOS
FINISHES




36.05.36.●●●●
ASA
HAND GRIP

0 0 2




33.14.81.●●●●
PORTAPAPEL SIN TAPA
PAPER HOLDER WITHOUT COVER

0 0 2



36.40.05.●●●●
PORTAPAPEL CON TAPA DERECHO
RIGHT PAPER HOLDER WITH COVER

0 0 2



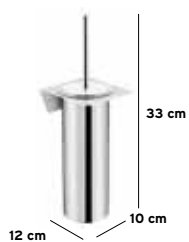
36.40.12.●●●●
PORTAPAPEL CON TAPA IZQUIERDO
LEFT PAPER HOLDER WITH COVER

0 0 2



33.40.42.●●●●
PORTAPAPEL RESERVA
RESERVE PAPER HOLDER

0 0 2



36.90.02.●●●●
ESCOBILLERO
TOILET BRUSH

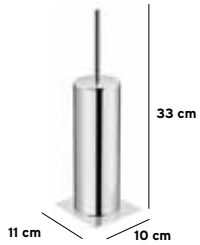
0 0 2

KUBIC COOL COLLECTION

: 2011

CÓDIGO
CODE

ACABADOS
FINISHES



36.90.51.●●●●
ESCOBILLERO SUELO
FREE STANDING TOILET BRUSH

0 0 2



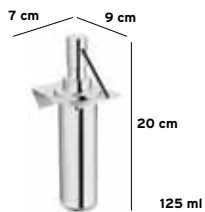
36.19.04.●●●●
PORTÁTIL WC
STANDS WC

0 0 2




36.70.02.●●●●
PORTACEPILLOS
BRUSH-HOLDER

0 0 2



36.78.05.●●●●
DOSIFICADOR
SOAP DISPENSER

0 0 2



36.60.03.●●●●
JABONERA
SOAP DISH

0 0 2



36.70.52.●●●●
PORTACEPILLOS ENCIMERA
FREE STANDING BRUSH-HOLDER

0 0 2

: 2011

CÓDIGO
CODE

ACABADOS
FINISHES



36.70.50.●●●●
PORTACEPILLOS ENCIMERA
FREE STANDING BRUSH-HOLDER

0 0 2



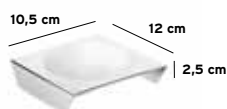
36.78.32.●●●●
DOSIFICADOR ENCIMERA
FREE STANDING SOAP DISPENSER

0 0 2




36.78.31.●●●●
DOSIFICADOR ENCIMERA
FREE STANDING SOAP DISPENSER

0 0 2



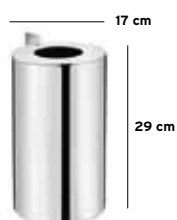
36.60.52.●●●●
JABONERA ENCIMERA
FREE STANDING SOAP DISH

0 0 2



36.94.02.●●●●
CAJA KLEENEX
TISSUE BOX

0 0 2



36.93.51.●●●●
PAPELERA CON TAPA
WASTE BIN

0 0 2

KUBIC COOL COLLECTION

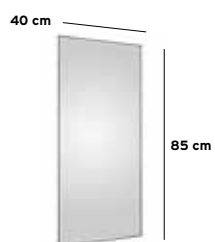
: 2011

CÓDIGO
CODE

ACABADOS
FINISHES



36.80.51.050
ESPEJO
MIRROR



36.80.50.050
ESPEJO
MIRROR

KUBIC CLASS COLLECTION ELEGANCE



Sensualidad y perfección que combinadas con elementos de
suaves formas resaltan el estilo más exclusivo.

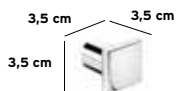
Sensuality and perfection that, combined with its smoothly formed
elements, accentuate its most exclusive style.

KUBIC CLASS COLLECTION

: 2011

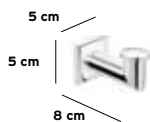
CÓDIGO
CODE

ACABADOS
FINISHES



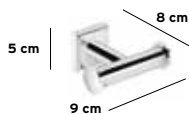
43.30.11.●●●
COLGADOR
HOOK

0 0 2



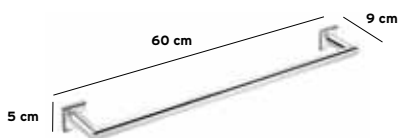
43.30.01.●●●
COLGADOR
HOOK

0 0 2



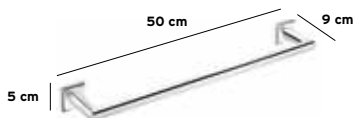
43.30.02.●●●
COLGADOR DOBLE
DOUBLE HOOK

0 0 2



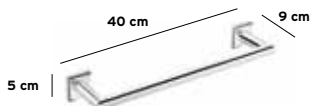
43.10.60.●●●
TOALLERO
TOWEL BAR

0 0 2



43.10.50.●●●
TOALLERO
TOWEL BAR

0 0 2



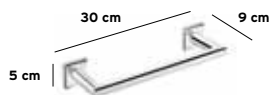
43.10.40.●●●
TOALLERO
TOWEL BAR

0 0 2

: 2011

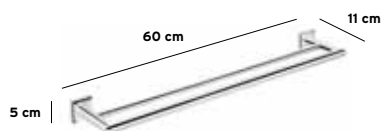
CÓDIGO
CODE

ACABADOS
FINISHES



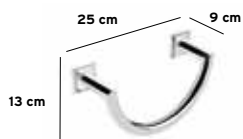
43.10.30.●●●●
TOALLERO
TOWEL BAR

0 0 2



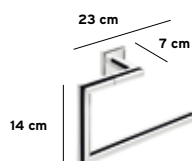
43.14.42.●●●●
TOALLERO DOBLE
DOUBLE TOWEL BAR

0 0 2



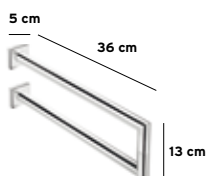
43.20.55.●●●●
TOALLERO ARO
TOWEL RING

0 0 2



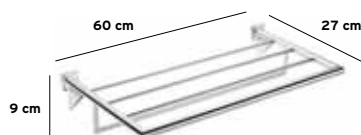
43.20.57.●●●●
TOALLERO ARO
TOWEL RING

0 0 2



43.14.01.●●●●
TOALLERO LATERAL DOBLE
DOUBLE LATERAL TOWEL BAR

0 0 2



43.51.10.●●●●
TOALLERO ESTANTE
TOWEL RACK SHELF

0 0 2

KUBIC CLASS COLLECTION

: 2011

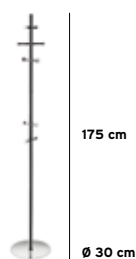
CÓDIGO
CODE

ACABADOS
FINISHES




36.12.04.●●●●
TOALLERO DE PIE
FREE STANDING TOWEL BAR

0 0 2



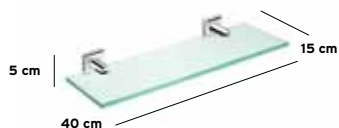
36.31.02.●●●●
COLGADOR DE PIE
FREE STANDING HANGER

0 0 2



43.50.60.●●●●
ESTANTE
SHELF

0 0 2



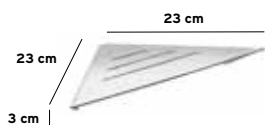
43.50.40.●●●●
ESTANTE
SHELF

0 0 2



43.60.20.●●●●
JABONERA DUCHA
SOAP DISH FOR BATHTUBE

0 0 2



36.60.32.●●●●
JABONERA DUCHA
CORNER SOAP DISH

0 0 2

: 2011

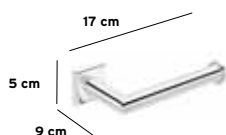
CÓDIGO
CODE

ACABADOS
FINISHES




36.05.36.●●●●
ASA
HAND GRIP

0 0 2




43.14.81.●●●●
PORTAPAPEL SIN TAPA
PAPER HOLDER WITHOUT COVER

0 0 2



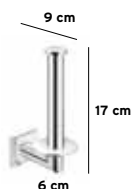
36.40.05.●●●●
PORTAPAPEL CON TAPA DERECHO
RIGHT PAPER HOLDER WITH COVER

0 0 2



36.40.12.●●●●
PORTAPAPEL CON TAPA IZQUIERDO
LEFT PAPER HOLDER WITH COVER

0 0 2



43.40.42.●●●●
PORTAPAPEL RESERVA
RESERVE PAPER HOLDER

0 0 2



36.90.02.●●●●
ESCOBILLERO
TOILET BRUSH


0 0 2

KUBIC CLASS COLLECTION

: 2011

CÓDIGO
CODE

ACABADOS
FINISHES



36.90.51.●●●●
ESCOBILLERO SUELO
FREE STANDING TOILET BRUSH

0 0 2



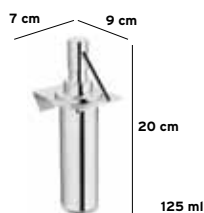
36.19.04.●●●●
PORTÁTIL WC
STANDS WC

0 0 2



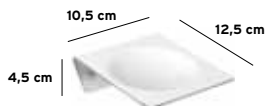
36.70.02.●●●●
PORTACEPILLOS
BRUSH-HOLDER

0 0 2



36.78.05.●●●●
DOSIFICADOR
SOAP DISPENSER

0 0 2



36.60.03.●●●●
JABONERA
SOAP DISH

0 0 2



36.70.52.●●●●
PORTACEPILLOS ENCIMERA
FREE STANDING BRUSH-HOLDER

0 0 2

: 2011

CÓDIGO
CODE

ACABADOS
FINISHES



36.70.50.●●●●
PORTACEPILLOS ENCIMERA
FREE STANDING BRUSH-HOLDER

0 0 2



36.78.32.●●●●
DOSIFICADOR ENCIMERA
FREE STANDING SOAP DISPENSER

0 0 2




36.78.31.●●●●
DOSIFICADOR ENCIMERA
FREE STANDING SOAP DISPENSER

0 0 2



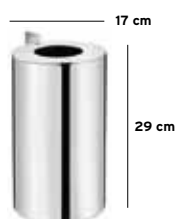
36.60.52.●●●●
JABONERA ENCIMERA
FREE STANDING SOAP DISH

0 0 2



36.94.02.●●●●
CAJA KLEENEX
TISSUE BOX

0 0 2



36.93.51.●●●●
PAPELERA CON TAPA
WASTE BIN

0 0 2

KUBIC CLASS COLLECTION

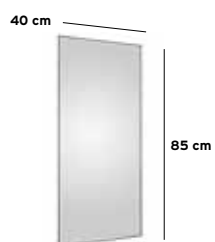
: 2011

CÓDIGO
CODE

ACABADOS
FINISHES



36.80.51.050
ESPEJO
MIRROR



36.80.50.050
ESPEJO
MIRROR

KUBIC/KUBIC COOL/KUBIC CLASS COLLECTION RECAMBIOS SPARE PARTS

ACABADOS
FINISHES

0 0 2 CROMO / CHROME

: 2011

CÓDIGO
CODE

ACABADOS
FINISHES



RC36.10.75.000
ACCESORIO SUJECIÓN PARED
WALL MOUNTING SET



RC36.07.35.000
ACCESORIO SUJECIÓN PARED ASA
WALL MOUNTING SET FOR HAND GRIP



RC36.70.01.000
ACCESORIO SUJECIÓN PARED COMPLEMENTOS
WALL MOUNTING SET FOR FREE STANDING ACCESSORIES



RC36.11.75.000
JUEGO BIS SUJECIÓN (M6)
SCREW MOUNTING SET (M6)



RC36.12.75.000
CONJUNTO SUJECIÓN BÁSICO (X2)
BASIC MOUNTING SET (X2)



RC36.06.35.000
EMBELLECEDOR ASA
EMBELLISHER FOR HANDGRIP

0 0 2

KUBIC/KUBIC COOL/KUBIC CLASS COLLECTION RECAMBIOS SPARE PARTS

: 2011

CÓDIGO
CODE

ACABADOS
FINISHES



RC36.30.01.●●●●
EMBELLECEDOR KUBIC
EMBELLISHER KUBIC

0 0 2



RC33.30.01.●●●●
EMBELLECEDOR KUBIC COOL
EMBELLISHER KUBIC COOL

0 0 2



RC43.30.01.●●●●
EMBELLECEDOR KUBIC CLASS
EMBELLISHER KUBIC CLASS

0 0 2



60 cm

RC36.51.60.●●●●
CRISTAL ESTANTE
SHELF GLASS

0 8 1



40 cm

RC36.50.40.●●●●
CRISTAL ESTANTE
SHELF GLASS

0 8 1



RC36.91.01
PALO ESCOBILLERO CON CEPILLO
TOILET BRUSH STICK WITH BRUSH + COVER

0 0 2

ACABADOS
FINISHES

0 0 2 CROMO / CHROME
3 0 4 PORCELANA / PORCELAIN
0 8 1 CROMO-CRISTAL SATINADO / CHROME-MATT GLASS

: 2011

CÓDIGO
CODE

ACABADOS
FINISHES



RC36.91.50.000 (NEGRO / BLACK)
CEPILLO ESCOBILLERO
TOILET BRUSH



RC33.90.50.000
VASO ESCOBILLERO
TOILET BRUSH GLASS



RC33.78.01.000
BOMBA DOSIFICADOR
DISPENSER PUMP

0 0 2



250 ml

RC36.78.32.000
BOTELLA DOSIFICADOR
SOAP DISPENSER FLASK



125 ml

RC36.78.31.000
BOTELLA DOSIFICADOR
SOAP DISPENSER FLASK



RC36.70.52.000
VASO PORTACEPILLOS
GLASS FOR BRUSH-HOLDER

3 0 4

KUBIC/KUBIC COOL/KUBIC CLASS
COLLECTION
RECAMBIOS
SPARE PARTS

ACABADOS
FINISHES

3 0 4 PORCELANA / PORCELAIN

: 2011

CÓDIGO
CODE

ACABADOS
FINISHES



RC36.70.50.●●●
VASO PORTACEPILLOS
GLASS FOR BRUSH-HOLDER

3 0 4



RC36.93.51.000
PAQUETE DE BOLSAS (X15)
PACK OF BAGS FOR WASTE BIN (X15)

BELLE COLLECTION ORGANIC



Líneas suaves y formas evolucionadas propias de esos productos que expresan una elegancia armoniosa y duradera.

The soft lines and evolved shapes of these accessories are characteristic of products that express long-lasting, harmonious elegance.

BELLE COLLECTION

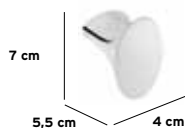
ACABADOS
FINISHES

NEW 0 0 2
0 0 9
3 1 7 CROMO / CHROME
CROMO BLANCO / WHITE CHROME
BLANCO MATE / MATTE WHITE

: 2011

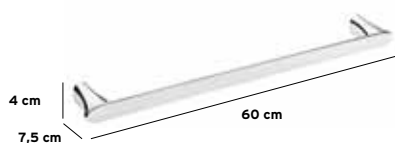
CÓDIGO
CODE

ACABADOS
FINISHES



76.30.01 ●●●●
COLGADOR
HOOK

NEW 0 0 2
0 0 9



76.10.60 ●●●●
TOALLERO
TOWEL BAR

NEW 0 0 2
0 0 9



76.10.40 ●●●●
TOALLERO
TOWEL BAR

NEW 0 0 2
0 0 9




76.20.05 ●●●●
TOALLERO ARO
TOWEL RING

NEW 0 0 2
0 0 9



76.40.01 ●●●●
PORTAPAPEL SIN TAPA DERECHO
RIGHT PAPER HOLDER WITHOUT COVER

NEW 0 0 2
0 0 9



76.40.10 ●●●●
PORTAPAPEL SIN TAPA IZQUIERDO
LEFT PAPER HOLDER WITHOUT COVER

NEW 0 0 2
0 0 9

NEW CONSULTAR FECHA DE LANZAMIENTO
REQUEST MARKET LAUNCH

BELLE COLLECTION

: 2011


CÓDIGO
CODE

ACABADOS
FINISHES



76.90.01.●●●●
ESCOBILLERO
TOILET BRUSH

3 1 7



76.90.50.●●●●
ESCOBILLERO SUELO
FREE STANDING TOILET BRUSH

3 1 7



76.70.01.●●●●
PORTACEPILLOS
BRUSH-HOLDER

3 1 7



76.78.01.●●●●
DOSIFICADOR
SOAP DISPENSER

3 1 7



76.60.01.●●●●
JABONERA
SOAP DISH

3 1 7



76.70.50.●●●●
PORTACEPILLOS ENCIMERA
FREE STANDING BRUSH-HOLDER

3 1 7

ACABADOS
FINISHES

NEW 0 0 2 CROMO / CHROME
0 0 9 CROMO BLANCO / WHITE CHROME
3 1 7 BLANCO MATE / MATTE WHITE

: 2011

CÓDIGO
CODE

ACABADOS
FINISHES



76.78.31.●●●●
DOSIFICADOR ENCIMERA
FREE STANDING SOAP DISPENSER

3 1 7



76.60.50.●●●●
JABONERA ENCIMERA
FREE STANDING SOAP DISH

3 1 7

BELLE COLLECTION RECAMBIOS SPARE PARTS

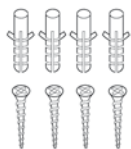
ACABADOS
FINISHES

NEW **002** CROMO / CHROME
009 CROMO BLANCO / WHITE CHROME
317 BLANCO MATE / MATTE WHITE

: 2011

CÓDIGO
CODE

ACABADOS
FINISHES



51680
ACCESORIO SUJECIÓN BÁSICO (4+4)
BASIC MOUNTING SET (4+4)



51681
JUEGO BIS SUJECIÓN (M6)
SCREW MOUNTING SET (M6)



50364 (CROMO / CHROME)
EMBELLECEDOR (4)
EMBELLISHER (4)



RC769001 ●●●●
PALO ESCOBILLERO
CON CEPILLO + TAPA
TOILET BRUSH STICK
WITH BRUSH + COVER

002



RCB67246 (NEGRO / BLACK)
CEPILLO ESCOBILLERO
TOILET BRUSH BRUSH



RCB65160CR (CROMO / CHROME)
ACCESORIO SUJECIÓN PARED
WALL MOUNTING SET



RC767801 ●●●●
BOMBA DOSIFICADOR
DISPENSER PUMP

002

UNIQUE COLLECTION SUBLIME



El baño se viste con nuevas texturas que además
de imaginarse se pueden tocar.

The bathroom dresses with new textures that exist in
the imagination but can also be touched.

UNIQUE COLLECTION

ACABADOS Y COLORES

FINISHES AND COLOURS

FRONTALES FRONT PARTS



BASIC




RIGATO



COCO

LACADOS LACQUERS




4 2 5

BLANCO METALIZADO
METALLIC WHITE




4 1 0

CHAMPAGNE METALIZADO
METALLIC CHAMPAGNE



4 3 0

BRONCE METALIZADO
METALLIC BRONZE



4 1 5

CHOCOLATE METALIZADO
METALLIC CHOCOLATE



4 2 0

ANTRACITA METALIZADO
METALLIC ANTHRACITE

LAVABO / BAÑERA WASHBASIN / BATHTUB



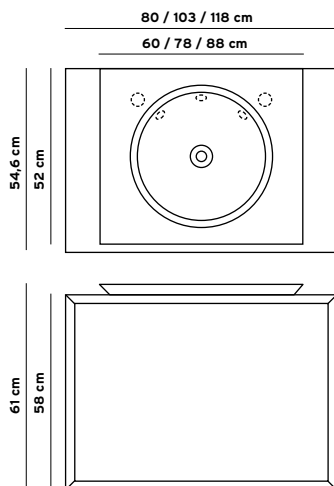
5 1 0

BLANCO BRILLO
GLOSSY WHITE

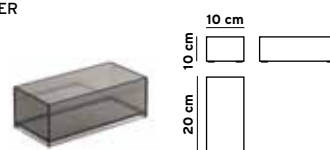
UNIQUE COLLECTION



TAMAÑOS Y OPCIONES:
SIZES AND OPTIONS:



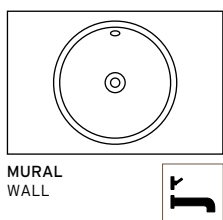
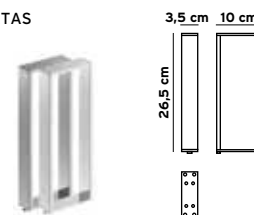
CONTAINER
BASKET



INCLUYE X2 (MUEBLE 80) / X4 (MUEBLE 103/118)
INCLUDES X2 (CABINET 80) / X4 (CABINET 103/118)

OPCIONAL
OPTIONAL

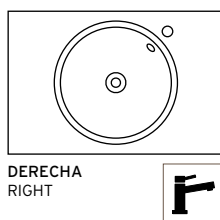
CONJUNTO PATAS
LEGS SET



60 cm
52.55.03.510
LAVABO PARA GRIFERÍA MURAL
WASHBASIN FOR WALL MOUNTED TAP

78 cm
52.55.06.510
LAVABO PARA GRIFERÍA MURAL
WASHBASIN FOR WALL MOUNTED TAP

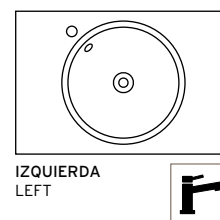
88 cm
52.55.09.510
LAVABO PARA GRIFERÍA MURAL
WASHBASIN FOR WALL MOUNTED TAP



60 cm
52.55.01.510
LAVABO PARA GRIFERÍA DERECHA
WASHBASIN FOR RIGHTH HAND SIDE TAP

78 cm
52.55.04.510
LAVABO PARA GRIFERÍA DERECHA
WASHBASIN FOR RIGHTH HAND SIDE TAP

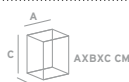
88 cm
52.55.07.510
LAVABO PARA GRIFERÍA DERECHA
WASHBASIN FOR RIGHTH HAND SIDE TAP



60 cm
52.55.02.510
LAVABO PARA GRIFERÍA IZQUIERDA
WASHBASIN FOR LEFT HAND SIDE TAP

78 cm
52.55.05.510
LAVABO PARA GRIFERÍA IZQUIERDA
WASHBASIN FOR LEFT HAND SIDE TAP





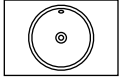

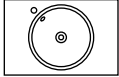

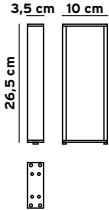

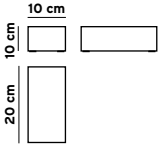
88 cm
52.55.08.510
LAVABO PARA GRIFERÍA IZQUIERDA
WASHBASIN FOR LEFT HAND SIDE TAP



ACABADOS
FINISHES

4 2 5 BLANCO METALIZADO / METALLIC WHITE
 4 1 0 CHAMPAGNE METALIZADO / METALLIC CHAMPAGNE
 4 3 0 BRONCE METALIZADO / METALLIC BRONZE
 4 1 5 CHOCOLATE METALIZADO / METALLIC CHOCOLATE
 4 2 0 ANTRACITA METALIZADO / METALLIC ANTHRACITE

5 1 0 BLANCO BRILLO / GLOSSY WHITE
 0 0 2 CROMO / CHROME
 6 1 0 FUME / FUME

: 2011		CÓDIGO CODE	MEDIDAS MEASURES	ACABADOS FINISHES
		52.57.10.●●● MUEBLE 2 CAJONES BASIC 2 DRAWER CABINET BASIC	80 cm	4 2 5 4 1 0 4 3 0 4 1 5 4 2 0
		52.57.12.●●● MUEBLE 2 CAJONES RIGATO 2 DRAWER CABINET RIGATO	80 cm	4 2 5 4 1 0 4 3 0 4 1 5 4 2 0
		52.57.11.●●● MUEBLE 2 CAJONES COCO 2 DRAWER CABINET COCO	80 cm	4 2 5 4 1 0 4 3 0 4 1 5 4 2 0
	 MURAL WALL	52.55.03.●●● LAVABO PARA GRIFERÍA MURAL WASHBASIN FOR WALL MOUNTED TAP	60 cm	5 1 0
	 DERECHA RIGHT	52.55.01.●●● LAVABO PARA GRIFERÍA DERECHA WASHBASIN FOR RIGH THAND SIDE TAP	60 cm	5 1 0
	 IZQUIERDA LEFT	52.55.02.●●● LAVABO PARA GRIFERÍA IZQUIERDA WASHBASIN FOR LEFT HAND SIDE TAP	60 cm	5 1 0
		52.53.01.●●● CONJUNTO PATAS (X2) LEGS SET (X2)		0 0 2
		52.97.01.●●● CONTAINER BASKET		6 1 0

UNIQUE COLLECTION

: 2011

CÓDIGO
CODE

MEDIDAS
MEASURES

ACABADOS
FINISHES



52.57.20.●●●●
MUEBLE 2 CAJONES BASIC
2 DRAWER CABINET BASIC

103 cm

4 2 5
4 1 0
4 3 0
4 1 5
4 2 0



52.57.22.●●●●
MUEBLE 2 CAJONES RIGATO
2 DRAWER CABINET RIGATO

103 cm

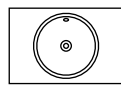
4 2 5
4 1 0
4 3 0
4 1 5
4 2 0



52.57.21.●●●●
MUEBLE 2 CAJONES COCO
2 DRAWER CABINET COCO

103 cm

4 2 5
4 1 0
4 3 0
4 1 5
4 2 0

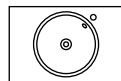


MURAL
WALL

52.55.06.●●●●
LAVABO PARA GRIFERÍA MURAL
WASHBASIN FOR WALL MOUNTED TAP

78 cm

5 1 0

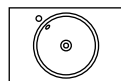


DERECHA
RIGHT

52.55.04.●●●●
LAVABO PARA GRIFERÍA DERECHA
WASHBASIN FOR RIGTH HAND SIDE TAP

78 cm

5 1 0

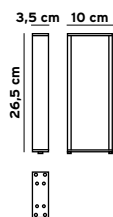


IZQUIERDA
LEFT

52.55.05.●●●●
LAVABO PARA GRIFERÍA IZQUIERDA
WASHBASIN FOR LEFT HAND SIDE TAP

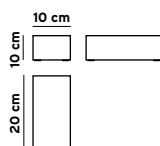
78 cm

5 1 0



52.53.01.●●●●
CONJUNTO PATAS (X2)
LEGS SET (X2)

0 0 2



52.97.01.●●●●
CONTAINER
BASKET





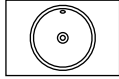
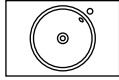
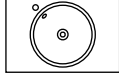

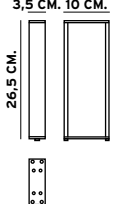

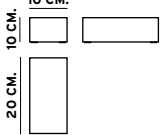
6 1 0



ACABADOS
FINISHES

4 2 5 BLANCO METALIZADO / METALLIC WHITE
 4 1 0 CHAMPAGNE METALIZADO / METALLIC CHAMPAGNE
 4 3 0 BRONCE METALIZADO / METALLIC BRONZE
 4 1 5 CHOCOLATE METALIZADO / METALLIC CHOCOLATE
 4 2 0 ANTRACITA METALIZADO / METALLIC ANTHRACITE

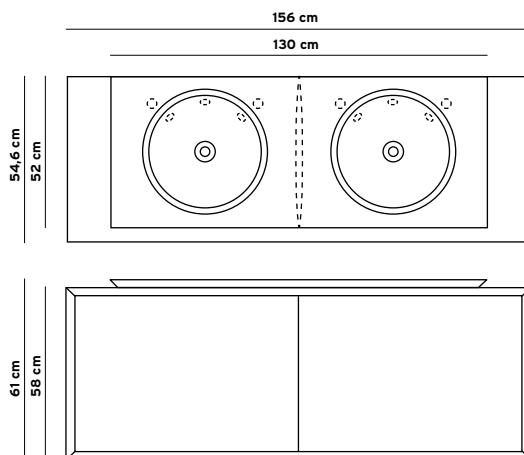
5 1 0 BLANCO BRILLO / GLOSSY WHITE
 0 0 2 CROMO / CHROME
 6 1 0 FUME / FUME

: 2011	CÓDIGO CODE	MEDIDAS MEASURES	ACABADOS FINISHES
	<p>52.57.30.●●●● MUEBLE 2 CAJONES BASIC 2 DRAWER CABINET BASIC</p>	<p>118 CM</p>	<p>4 2 5 4 1 0 4 3 0 4 1 5 4 2 0</p>
	<p>52.57.32.●●●● MUEBLE 2 CAJONES RIGATO 2 DRAWER CABINET RIGATO</p>	<p>118 CM</p>	<p>4 2 5 4 1 0 4 3 0 4 1 5 4 2 0</p>
	<p>52.57.31.●●●● MUEBLE 2 CAJONES COCO 2 DRAWER CABINET COCO</p>	<p>118 CM</p>	<p>4 2 5 4 1 0 4 3 0 4 1 5 4 2 0</p>
 <p data-bbox="459 1086 577 1164">  </p> <p data-bbox="459 1176 518 1209">MURAL WALL</p>	<p>52.55.09.●●●● LAVABO PARA GRIFERÍA MURAL WASHBASIN FOR WALL MOUNTED TAP</p>	<p>88 CM</p>	<p>5 1 0</p>
 <p data-bbox="459 1384 539 1417">DERECHA RIGHT</p>	<p>52.55.07.●●●● LAVABO PARA GRIFERÍA DERECHA WASHBASIN FOR RIGH T HAND SIDE TAP</p>	<p>88 CM</p>	<p>5 1 0</p>
 <p data-bbox="459 1597 555 1630">IZQUIERDA LEFT</p>	<p>52.55.08.●●●● LAVABO PARA GRIFERÍA IZQUIERDA WASHBASIN FOR LEFT HAND SIDE TAP</p>	<p>88 CM</p>	<p>5 1 0</p>
 <p data-bbox="459 1686 571 1888">  </p>	<p>52.53.01.●●●● CONJUNTO PATAS (X2) LEGS SET (X2)</p>		<p>0 0 2</p>
 <p data-bbox="459 1933 619 2067">  </p>	<p>52.97.01.●●●● CONTAINER BASKET</p>		<p>6 1 0</p>

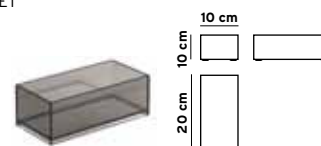
UNIQUE COLLECTION



TAMAÑOS Y OPCIONES:
SIZES AND OPTIONS:



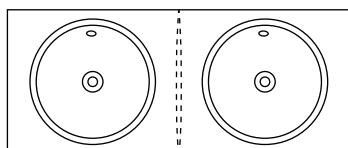
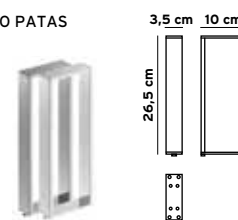
CONTAINER
BASKET



INCLUYE X4 (MUEBLE 156)
INCLUDES X4 (CABINET 156)

OPCIONAL
OPTIONAL

CONJUNTO PATAS
LEGS SET



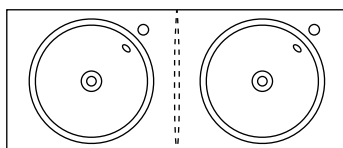
MURAL
WALL



156 cm

52.55.14.510

LAVABO 2 SENOS PARA GRIFERÍA MURAL
2 SINKS WASHBASIN FOR WALL MOUNTED TAPS



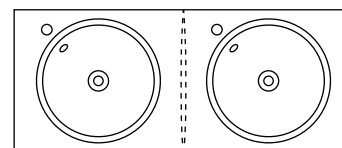
DERECHA
RIGHT



156 cm

52.55.10.510

LAVABO 2 SENOS PARA GRIFERÍA DERECHA
2 SINKS WASHBASIN FOR RIGH THAND SIDE TAPS



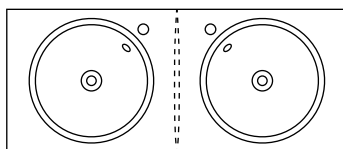
IZQUIERDA
LEFT



156 cm

52.55.11.510

LAVABO 2 SENOS PARA GRIFERÍA IZQUIERDA
2 SINKS WASHBASIN FOR LEFT HAND SIDE TAPS



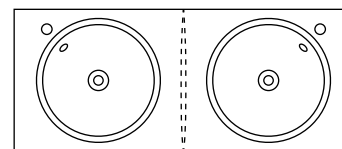
INTERIOR
INTERNAL



156 cm

52.55.13.510

LAVABO 2 SENOS PARA GRIFERÍA INTERIOR
2 SINKS WASHBASIN FOR INTERNAL TAPS



EXTERIOR
EXTERNAL



156 cm

52.55.12.510

LAVABO 2 SENOS PARA GRIFERÍA EXTERIOR
2 SINKS WASHBASIN FOR EXTERNAL TAPS



ACABADOS
FINISHES

4 2 5 BLANCO METALIZADO / METALLIC WHITE
 4 1 0 CHAMPAGNE METALIZADO / METALLIC CHAMPAGNE
 4 3 0 BRONCE METALIZADO / METALLIC BRONZE
 4 1 5 CHOCOLATE METALIZADO / METALLIC CHOCOLATE
 4 2 0 ANTRACITA METALIZADO / METALLIC ANTHRACITE

5 1 0 BLANCO BRILLO / GLOSSY WHITE
 0 0 2 CROMO / CHROME
 6 1 0 FUME / FUME

: 2011

CÓDIGO
CODE

MEDIDAS
MEASURES

ACABADOS
FINISHES



52.57.40.●●●
MUEBLE 4 CAJONES BASIC
4 DRAWER CABINET BASIC

156 cm

4 2 5
4 1 0
4 3 0
4 1 5
4 2 0



52.57.42.●●●
MUEBLE 4 CAJONES RIGATO
4 DRAWER CABINET RIGATO

156 cm

4 2 5
4 1 0
4 3 0
4 1 5
4 2 0



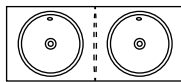
52.57.41.●●●
MUEBLE 4 CAJONES COCO
4 DRAWER CABINET COCO

156 cm

4 2 5
4 1 0
4 3 0
4 1 5
4 2 0



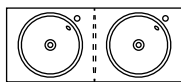
MURAL
WALL



52.55.14.●●●
LAVABO 2 SENOS PARA GRIFERÍA MURAL
2 SINKS WASHBASIN FOR WALL MOUNTED TAPS

5 1 0

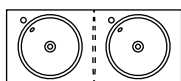
DERECHA
RIGHT



52.55.10.●●●
LAVABO 2 SENOS PARA GRIFERÍA DERECHA
2 SINKS WASHBASIN FOR RIGH HAND SIDE TAPS

5 1 0

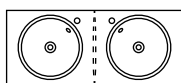
IZQUIERDA
LEFT



52.55.11.●●●
LAVABO 2 SENOS PARA GRIFERÍA IZQUIERDA
2 SINKS WASHBASIN FOR LEFT HAND SIDE TAPS

5 1 0

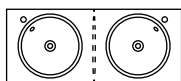
INTERIOR
INTERNAL



52.55.13.●●●
LAVABO 2 SENOS PARA GRIFERÍA INTERIOR
2 SINKS WASHBASIN FOR INTERNAL TAPS

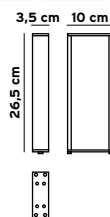
5 1 0

EXTERIOR
EXTERNAL



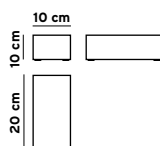
52.55.12.●●●
LAVABO 2 SENOS PARA GRIFERÍA EXTERIOR
2 SINKS WASHBASIN FOR EXTERNAL TAPS

5 1 0



52.53.01.●●●
CONJUNTO PATAS (X2)
LEGS SET (X2)

0 0 2



52.97.01.●●●
CONTAINER
BASKET

6 1 0

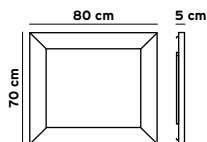
UNIQUE COLLECTION ESPEJO MIRROR

: 2011

CÓDIGO
CODE

MEDIDAS
MEASURES

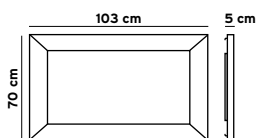
ACABADOS
FINISHES



52.80.01.●●●
ESPEJO
MIRROR

80x70 cm

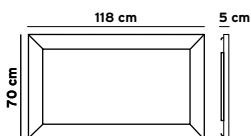
4 2 5
4 1 0
4 3 0
4 1 5
4 2 0



52.80.02.●●●
ESPEJO
MIRROR

103x70 cm

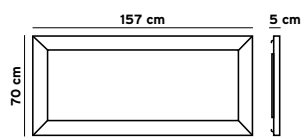
4 2 5
4 1 0
4 3 0
4 1 5
4 2 0



52.80.03.●●●
ESPEJO
MIRROR

118x70 cm

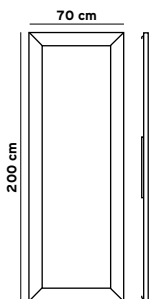
4 2 5
4 1 0
4 3 0
4 1 5
4 2 0



52.80.04.●●●
ESPEJO
MIRROR

157x70cm

4 2 5
4 1 0
4 3 0
4 1 5
4 2 0



52.80.05.●●●
ESPEJO
MIRROR

70x200 cm

4 2 5
4 1 0
4 3 0
4 1 5
4 2 0



UNIQUE COLLECTION ARMARIO CABINET

ACABADOS
FINISHES

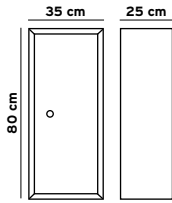
- 4 2 5 BLANCO METALIZADO / METALLIC WHITE
- 4 1 0 CHAMPAGNE METALIZADO / METALLIC CHAMPAGNE
- 4 3 0 BRONCE METALIZADO / METALLIC BRONZE
- 4 1 5 CHOCOLATE METALIZADO / METALLIC CHOCOLATE
- 4 2 0 ANTRACITA METALIZADO / METALLIC ANTHRACITE

: 2011

CÓDIGO
CODE

MEDIDAS
MEASURES

ACABADOS
FINISHES



52.54.10.●●●
ARMARIO BASIC
CABINET BASIC

35x25x80 cm

- 4 2 5
- 4 1 0
- 4 3 0
- 4 1 5
- 4 2 0



52.54.12.●●●
ARMARIO RIGATO
CABINET RIGATO

35x25x80 cm

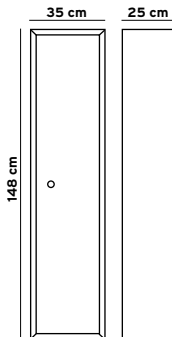
- 4 2 5
- 4 1 0
- 4 3 0
- 4 1 5
- 4 2 0



52.54.11.●●●
ARMARIO COCO
CABINET COCO

35x25x80 cm

- 4 2 5
- 4 1 0
- 4 3 0
- 4 1 5
- 4 2 0



52.54.20.●●●
ARMARIO BASIC
CABINET BASIC

35x25x148 cm

- 4 2 5
- 4 1 0
- 4 3 0
- 4 1 5
- 4 2 0



52.54.22.●●●
ARMARIO RIGATO
CABINET RIGATO

35x25x148 cm

- 4 2 5
- 4 1 0
- 4 3 0
- 4 1 5
- 4 2 0



52.54.21.●●●
ARMARIO COCO
CABINET COCO

35x25x148 cm

- 4 2 5
- 4 1 0
- 4 3 0
- 4 1 5
- 4 2 0

UNIQUE COLLECTION TABURETE STOOL

ACABADOS
FINISHES

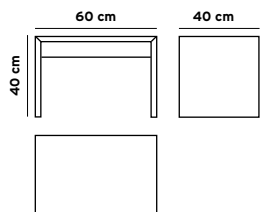
- 4 2 5 BLANCO METALIZADO / METALLIC WHITE
- 4 1 0 CHAMPAGNE METALIZADO / METALLIC CHAMPAGNE
- 4 3 0 BRONCE METALIZADO / METALLIC BRONZE
- 4 1 5 CHOCOLATE METALIZADO / METALLIC CHOCOLATE
- 4 2 0 ANTRACITA METALIZADO / METALLIC ANTHRACITE
- 5 1 0 BLANCO BRILLO / GLOSSY WHITE

: 2011

CÓDIGO
CODE

MEDIDAS
MEASURES

ACABADOS
FINISHES



52.92.01.●●●●
TABURETE
STOOL

60x40x40 cm



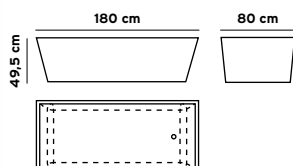
BAÑERA BATHTUB

: 2011

CÓDIGO
CODE

MEDIDAS
MEASURES

ACABADOS
FINISHES



52.61.01.●●●●
BAÑERA
BATHTUB

180x49,5x80 cm



UNIQUE COLLECTION RECAMBIOS SPARE PARTS

ACABADOS FINISHES

- 4 2 5 BLANCO METALIZADO / METALLIC WHITE
- 4 1 0 CHAMPAGNE METALIZADO / METALLIC CHAMPAGNE
- 4 3 0 BRONCE METALIZADO / METALLIC BRONZE
- 4 1 5 CHOCOLATE METALIZADO / METALLIC CHOCOLATE
- 4 2 0 ANTRACITA METALIZADO / METALLIC ANTHRACITE

CÓDIGO CODE	ACABADOS FINISHES
----------------	----------------------

CÓDIGO CODE	ACABADOS FINISHES
----------------	----------------------

RC0066.●●●●
FRONTAL BASIC (80/156 CM)
FRONT PART BASIC (80/156 CM)

4 2 5
4 3 0
4 1 0
4 1 5
4 2 0

RC0072.●●●●
FRONTAL COCO (80/156 CM)
FRONT PART

4 2 5
4 3 0
4 1 0
4 1 5
4 2 0

RC0074.●●●●
FRONTAL RIGATO (80/156 CM)
FRONT PART RIGATO (80/156 CM)

4 2 5
4 3 0
4 1 0
4 1 5
4 2 0

RC0090000
CAJÓN FRONTAL (80 CM)
FRONT DRAWER (80 CM)

RC0070.●●●●
FRONTAL COCO (80/156 CM)
FRONT PART COCO (80/156 CM)

4 2 5
4 3 0
4 1 0
4 1 5
4 2 0

RC0091000
CAJÓN FRONTAL (103 CM)
FRONT DRAWER (103 CM)

RC0067.●●●●
FRONTAL BASIC (103 CM)
FRONT PART BASIC (103 CM)

4 2 5
4 3 0
4 1 0
4 1 5
4 2 0

RC0092000
CAJÓN FRONTAL (118 CM)
FRONT DRAWER (118 CM)

RC0075.●●●●
FRONTAL RIGATO (103 CM)
FRONT PART RIGATO (103 CM)

4 2 5
4 3 0
4 1 0
4 1 5
4 2 0

RC0093000
CAJÓN FRONTAL (156 CM)
FRONT DRAWER (156 CM)

RC0071.●●●●
FRONTAL COCO (103 CM)
FRONT PART COCO (103 CM)

4 2 5
4 3 0
4 1 0
4 1 5
4 2 0

RC0086000
CAJON SUPERIOR (80 CM)
UPPER DRAWER (80 CM)

RC0068.●●●●
FRONTAL BASIC (118 CM)
FRONT PART BASIC (118 CM)

4 2 5
4 3 0
4 1 0
4 1 5
4 2 0

RC0087000
CAJON SUPERIOR (103 CM)
UPPER DRAWER (103 CM)

RC0076.●●●●
FRONTAL RIGATO (118 CM)
FRONT PART RIGATO (118 CM)

4 2 5
4 3 0
4 1 0
4 1 5
4 2 0

RC0088000
CAJON SUPERIOR (118 CM)
UPPER DRAWER (118 CM)

UNIQUE COLLECTION RECAMBIOS SPARE PARTS

ACABADOS
FINISHES

- 4 2 5 BLANCO METALIZADO / METALLIC WHITE
- 4 1 0 CHAMPAGNE METALIZADO / METALLIC CHAMPAGNE
- 4 3 0 BRONCE METALIZADO / METALLIC BRONZE
- 4 1 5 CHOCOLATE METALIZADO / METALLIC CHOCOLATE
- 4 2 0 ANTRACITA METALIZADO / METALLIC ANTHRACITE

CÓDIGO CODE	ACABADOS FINISHES
----------------	----------------------

CÓDIGO CODE	ACABADOS FINISHES
----------------	----------------------

RC0089000
CAJON SUPERIOR (156 CM)
UPPER DRAWER (156 CM)

RC0084000
BISAGRA ARMARIO
CABINET HINGE

RC0082000
JUEGO DE GUÍAS CAJÓN FRONTAL
FRONT DRAWER BAR SYSTEM

RC0080000
KIT VÁLVULA, SIFÓN Y REBOSADERO
KIT VALVE, TRAP & OVERFLOW TANK

RC0094000
JUEGO GUÍAS CAJÓN SUPERIOR
UPPER DRAWER BAR SYSTEM

RC0079000
ACCESORIO SUJECIÓN MUEBLE 2 CAJONES
2 DRAWER CABINET MOUNTING SET

RC0061.●●●●
PUERTA BASIC (80 CM)
DOOR BASIC (80 CM)

- 4 2 5
- 4 3 0
- 4 1 0
- 4 1 5
- 4 2 0

RC0078000
ACCESORIO SUJECIÓN ARMARIO
CABINET MOUNTING SET

RC0065.●●●●
PUERTA RIGATO (80 CM)
DOOR RIGATO (80 CM)

- 4 2 5
- 4 3 0
- 4 1 0
- 4 1 5
- 4 2 0

RC0083000
ACCESORIO SUJECIÓN ESPEJOS
MIRROR MOUNTING SET

RC0063.●●●●
PUERTA COCO (80CM)
DOOR COCO (80 CM)

- 4 2 5
- 4 3 0
- 4 1 0
- 4 1 5
- 4 2 0

RC0060.●●●●
PUERTA BASIC (148 CM)
DOOR BASIC (148 CM)

- 4 2 5
- 4 3 0
- 4 1 0
- 4 1 5
- 4 2 0

RC0064.●●●●
PUERTA RIGATO (148 CM)
DOOR RIGATO (148 CM)

- 4 2 5
- 4 3 0
- 4 1 0
- 4 1 5
- 4 2 0

RC0062.●●●●
PUERTA COCO (148 CM)
DOOR COCO (148 CM)

- 4 2 5
- 4 3 0
- 4 1 0
- 4 1 5
- 4 2 0

**ACCESORIOS / ACCESSORIES**

Mar
Urban
Jack
Micra

K-2
Ona
Metric
Iside
Kubic
Barcelona
Windsor
Dina

EASY LIVING COMPLEMENTS / EASY LIVING COMPLEMENTS

Asideros / *Grab bars*
Asientos / *Shower seats*
Papeleras / *Waste bin*
Cestas / *Baskets*
Jaboneras de ducha / *Shower baskets*
Espejos de aumento / *Magnifying mirrors*
Vanity complements / *Vanity complements*
Portátiles / *Stands*

MOBILIARIO CON LAVABO / FURNITURE WITH WASHBASIN

Concert
Iside


LAVABOS / WASHBASINS

Concert / Iside
Sifones y válvulas / *Drains&valves*

ESPEJOS / MIRRORS

Espejos sin iluminación / *Mirrors without lighting*
Espejos con iluminación / *Mirrors with lighting*

ILUMINACIÓN / LIGHTING



Accesorios

Accessories



75 Mar

Design: Pomd'or

Siguiendo el rastro de una onda marina, nace una colección de curvas suaves y de sólido diseño.

Following the trace of a sea wave we created a collection with soft curves and solid design.

Mar

Tecnología, materiales y mantenimiento
Technologies, materials and maintenance



Material base latón

Toalleros, argolla y portarrollos abatible están compuestos por un tubo de latón curvado de $\varnothing 20$ mm, unidos por un soporte pared a una pletina de latón. La repisa tiene un vidrio óptico de 8 mm de espesor y la sujeción a pared se realiza mediante un perfil en latón. Escobilleros, portacepillos y dosificadores son de tubo ovalado de latón. El conjunto mango+tapa de escobilleros son de latón. Las piezas metálicas tienen un recubrimiento electrolítico de níquel + cromo.

Uso y mantenimiento

Limpiar con un paño suave humedecido en agua y secar con una gamuza, también puede usar un producto específico de limpieza para metales cromados. Para recuperar el brillo termine la limpieza con un paño suave humedecido en alcohol y secar posteriormente. No usar trapos o estropajos abrasivos, detergentes ácidos (lejías, etc) y/o productos que desconozca su composición.

Brass based materials

Towel rails, towel ring, paper holders are built with curved 20 mm brass tube and flat brass wall plate. Toilet brush holders, soap dispensers and toothbrush holders are made of oval shape brass tube. Shelf made of optical glass 8 mm thick and solid brass wall support plate. Toilet brush holder set of brush handle and brush cover is made of brass. All metal pieces have gone through an electrolytic nickel and chrome plating process.

Use and maintenance

Cleaning - Use a water damped soft cloth and dry with cotton or chamois drying cloth. Specific cleaning products for chrome plated surfaces can also be used. To obtain a glossy finish, after cleaning you can use a soft piece of cloth damped with alcohol and dry afterwards. Do not use abrasive dishcloths, scrubbers, etc, nor any acid cleaning products (bleach, etc). Do not use cleaning products that you don't know its composition.



75.10.60. ●●●
Toallero 60
Towel rail 60

0 0 2



75.10.45. ●●●
Toallero 45
Towel rail 45

0 0 2




75.10.35. ●●●
Toallero 35
Towel rail 35

0 0 2



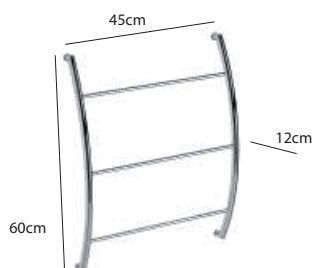
75.20.55. ●●●
Argolla
Towel ring

0 0 2



75.51.10. ●●●
Estantería de toallas
Towel rack

0 0 2



75.51.11. ●●●
Estantería vertical
Vertical towel rail

0 0 2



75.30.01. ●●●
Colgador
Hook

0 0 2



75.50.50. ●●●
Repisa 50
Shelf 50

0 0 2



75.40.01. ●●●
Portarrollos auxiliar
Spare paper holder

0 0 2




75.40.02. ●●●
Portarrollos abatible
Folding paper holder

0 0 2



75.60.01. ●●●
Jabonera pared
Wall soap dish

0 0 2



75.60.20. ●●●
Jabonera baño
Bath soap basket

0 0 2

0 0 2 Cromo / Chrome



75.70.01. ●●●
Portacepillos pared
Wall toothbrush holder

0 0 2




75.78.01. ●●●
Dosificador pared
Wall soap dispenser

0 0 2



75.60.50. ●●●
Jabonera
Soap dish

0 0 2



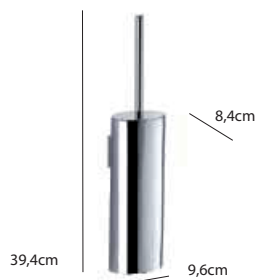
75.70.50. ●●●
Portacepillos
Toothbrush holder

0 0 2



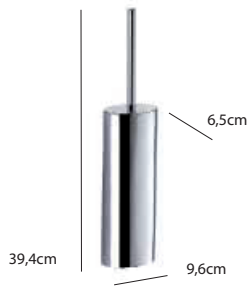
75.78.31. ●●●
Dosificador
Soap dispenser

0 0 2



75.90.01. ●●●
Escobillero pared
Wall toilet brush holder

0 0 2



75.90.50. ●●●
Escobillero
Toilet brush holder

0 0 2

2010

CÓDIGO
CODEACABADOS
FINISHES

RCB677650P
Cristal repisa
Shelving unit glass



RC75.78.01. ●●●
Bomba dosificador
Soap dispenser pump

0 0 2



RCB67738
Recipiente int. porcelana portacepillos
Toothbrush porcelain inner container



RCB67246
Escobilla pelo negro
Black toilet brush head



RCB67707NIQ
Soporte pared toallero
Towel rail wall bracket



RCB67015ZN
Soporte jabonera pared
Soap dish wall bracket holder

2010

CÓDIGO
CODEACABADOS
FINISHES

51679
Conjunto tacos + Tornillos toalleros (4+4)
Wall towel rail screws + Plugs set (4+4)



51680
Conjunto tacos + Tornillos (4+4)
Screws + Plugs set (4+4)



RCB67000NIQ
Soporte pared portarrollos auxiliar
Paper holder wall bracket



49 Urban

Design: Antonio Blanch

Estilo de vida actual y concepto de belleza contemporáneo.

Superficies planas, ángulos limpios y funcionalidad ofrecen diseños depurados para gente cosmopolita.

Modern city lifestyle and contemporary beauty concept.

Plain surfaces, clean angles and functionality to obtain pure designs for cosmopolitan people.

Urban

Tecnología, materiales y mantenimiento

Technologies, materials and maintenance



Material base latón y zamak

Toalleros, argolla, repisa, jaboneras pared y baño están compuestos por brazos rectangulares de zamak, unidos mediante pieza interior a un tubo frontal y una pletina pared de latón. Jaboneras y repisa tienen un vidrio plano negro o transparente de 8mm de espesor, con embellecedores en latón cromado. La base de la jabonera de baño es de acero inoxidable pulido a espejo. Las piezas metálicas tienen un recubrimiento electrolítico de Níquel+Cromo.

Material base aluminio

Los cuerpos de escobilleros, dosificadores y portacepillos son de aluminio (6063) fabricado por extrusión. El envase interior del dosificador es de porcelana blanca, mientras que en escobilleros y portacepillos son de plástico negro. Las piezas metálicas tienen un recubrimiento electrolítico de Níquel+Cromo.

Uso y mantenimiento

Limpiar con un paño suave humedecido en agua y secar con una gamuza, también puede usar un producto específico de limpieza para metales cromados. Para recuperar el brillo termine la limpieza con un paño suave humedecido en alcohol y posterior secado. No usar trapos ni estropajos abrasivos, detergentes ácidos (lejías, etc) y/o productos que desconozca su composición.

Brass / zamak based materials

Towel rails, towel rings, shelves, wall soapdish and bathtub soapdish, are build with zamak. Rectangular brackets and front rectangular tube and back rectangular solid plate, all made of brass. The black or transparent glass with chrome details used for shelves and wall and free standing soap dishes, is of 8mm thick glass. The base of the bathtub soap dish is of shiny polished stainless steel. All metal pieces have gone through an electrolytic Nickel and Chrome plating process.

Aluminium based materials

Toothbrush, soap dispenser and toilet brush holder bodies are made of (6063) extrusion aluminium. Inner recipient for the soap dispenser is made of white porcelain. Inner recipients for toilet brush holder and toothbrush holder are made of (PP) plastic. All metal pieces have gone through an electrolytic Nickel and Chrome plating process.

Use and maintenance

Cleaning - Use a water damped soft cloth and dry with cotton or chamois drying cloth. Specific cleaning products for chrome plated surfaces can also be used. To obtain a glossy finish, after cleaning you can use a soft piece of cloth damped with alcohol and dry afterwards. Do not use abrasive dishcloths, scrubbers, etc, nor any acid cleaning products (bleach, etc). Do not use cleaning products that you don't know its composition.



49.10.60. ●●●
Toallero 60
Towel rail 60

0 0 2



49.10.40. ●●●
Toallero 40
Towel rail 40

0 0 2



49.10.30. ●●●
Toallero 30
Towel rail 30

0 0 2



49.14.01. ●●●
Toallero lateral doble
Swivel double towel rail

0 0 2



49.20.55. ●●●
Argolla
Towel ring

0 0 2



49.51.10. ●●●
Estantería toallas
Towel rack

0 0 2

Urban

2010

CÓDIGO
CODE

ACABADOS
FINISHES



49.30.01. ●●●
Colgador
Hook

0 0 2



49.40.01. ●●●
Portarrollos derecho
Right paper holder

0 0 2



49.40.10. ●●●
Portarrollos izquierdo
Left paper holder

0 0 2



49.40.02. ●●●
Portarrollos c/tapa
Paper holder w/lid

0 0 2



49.60.20. ●●●
Jabonera baño
Bath soap tray

0 0 2



49.78.01. ●●●
Dosificador pared
Wall soap dispenser

0 0 2

0 0 2 Cromo / Chrome

Urban

2010

CÓDIGO
CODE

ACABADOS
FINISHES

ACCESORIOS
ACCESSORIES



49.70.01. ●●●
Portacepillos pared
Wall toothbrush holder

0 0 2



49.60.01. ●●●
Jabonera pared
Wal soap dish

0 0 2 NE
0 0 2 TR



49.50.40. ●●●
Repisa 40
Shelf 40

0 0 2 NE
0 0 2 TR



49.70.50. ●●●
Portacepillos
Toothbrush holder

0 0 2

250 ml



49.78.31. ●●●
Dosificador
Soap dispenser

0 0 2



49.60.50. ●●●
Jabonera
Soap dish

0 0 2 NE
0 0 2 TR

0 0 2 Cromo / Chrome

0 0 2 NE Cromo - Cristal negro / Chrome - Black glass

0 0 2 TR Cromo - Cristal transparente / Chrome - Transparent glass

Urban

2010

CÓDIGO
CODE

ACABADOS
FINISHES




49.90.01. ●●●
Escobillero pared
Wall toilet brush holder

0 0 2



49.90.50. ●●●
Escobillero
Toilet brush holder

0 0 2



50.80.52.243
Espejo 60x60
Wall mirror 60x60



50.80.53.243
Espejo 100x35
Wall mirror 100x35



41.00.21. ●●●
Aplique vertical
Wall light

0 0 2

Softone 60W, E-14
Clase I, IP-44

0 0 2 Cromo / Chrome

2010

CÓDIGO
CODE

ACABADOS
FINISHES



RC49.50.40. ●●●
RC49.50.40. ●●●
Cristal repisa
Shelf glass

0 0 2 NE
0 0 2 TR



RC49.60.01. ●●●
RC49.60.01. ●●●
Cristal jabonera
Soap dish glass

0 0 2 NE
0 0 2 TR



RC49.78.01. ●●●
Bomba dosificador
Soap dispenser pump

0 0 2



RCB67257
Recipiente porcelana dosificador
Soap dispenser porcelain
container



RCB66814
Recipiente plástico portacepillos
Inner cup toothbrush holder



RCB67246
Escobilla pelo (negra)
Toilet brush (black) head

0 0 2 Cromo / Chrome

0 0 2 NE Cromo - Cristal negro / Chrome - Black glass

0 0 2 TR Cromo - Cristal transparente / Chrome - Transparent glass

2010

CÓDIGO
CODEACABADOS
FINISHES

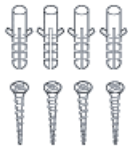
RCB67200ZN
Placa pared
Wall bracket



RCB67251ZN
Placa pared toallero doble
Double towel rail wall bracket



RCB67240ZN
Placa pared portarrollos c/tapa
Paper holder wall bracket



51680
Conjunto tacos + Tornillos (4+4)
Screws + Plugs set (4+4)



RCB65275
Tulipa aplique
Wall light glass shade



48 Jack

Design: Bruna Rapisarda

Líneas rectangulares, donde los ángulos se redondean haciendo los objetos más corpóreos y acariciadores.

Una serie de productos conjugados al masculino, de importantes dimensiones y enriquecida con artículos poco comunes a los tradicionales complementos.

Rectangular patterns with rounded angles; products to be touched. A collection inspired in masculinity displaying uncommon products with important dimensions that changes traditional concepts.

Jack

Tecnología, materiales y mantenimiento

Technologies, materials and maintenance



Material base latón

Están fabricadas con metal base de latón, la base y el tope de portarrollos, el pulsador y caño del dosificador, las placas decorativas y el soporte del "set" de los espejos murales. El material de las bandejas de las jaboneras depende del modelo: las jaboneras de baño son de acero inoxidable pulido a espejo. Las jaboneras de pared y sobremesa son de latón. El vidrio de las repisas es plano, transparente y de 15mm de espesor. Las piezas metálicas tienen un recubrimiento electrolítico de níquel + cromo.

Material base aluminio

Toalleros, portarrollos y estantería de toallas están compuestos por dos brazos que forman un ángulo de 90° unidos entre ellos por un perfil de aluminio. También son de aluminio los cuerpos y mango de escobillero, portacepillos, dosificador, brazo soporte de repisas y jaboneras de pared. Los recipientes interiores de portacepillos son de ABS negro, mientras que en escobilleros y dosificadores son de polipropileno negro y transparente respectivamente. Las piezas metálicas tienen un recubrimiento electrolítico de níquel + cromo.

Uso y mantenimiento

Limpiar con un paño suave humedecido en agua y secar con una gamuza, también puede usar un producto específico de limpieza para metales cromados. Para recuperar el brillo termine la limpieza con un paño suave humedecido en alcohol y secar posteriormente. No usar trapos o estropajos abrasivos, detergentes ácidos (lejías, etc) y/o productos que desconozca su composición.

Brass based materials

Paper holder wall base, pushing head and pipe of the soap dispenser as well as the decorative plates of the wall mounted and wall mirror mounted sets are made of brass. Bathtub soapdish is made of shiny polished stainless steel, but the wall mounted and free standing soapdishes are made of brass. Shelves are of 15mm thick transparent glass. All metal pieces have gone through an electrolytic nickel and chrome plating process.

Aluminium based materials

Towel rails, paper holders and towel racks consists of 2 brackets shaped in a 90° angle and rectangular aluminium tube. Toilet brush body and handle, toothbrush holder, soap dispenser and wall brackets for shelves and wall soapdishes are made of aluminium. Inner containers for soap dispensers and toilet brush holders are made of black and transparent polypropylene (PP plastic). Toothbrush holders inner containers are made of black ABS. All metal pieces have gone through an electrolytic nickel and chrome plating process.

Use and maintenance

Cleaning - Use a water damped soft cloth and dry with cotton or chamois drying cloth. Specific cleanig products for chrome plated surfaces can also be used. To obtain a glossy finish, after cleaning you can use a soft piece of cloth damped with alcohol and dry afterwards. Do not use abrasive dishcloths, scrubbers, etc, nor any acid cleaning products (bleach, etc). Do not use cleaning products that you don't know its composition.


Jack

2010

CÓDIGO
CODE

ACABADOS
FINISHES

ACCESORIOS
ACCESSORIES



48.10.90. ●●●
Toallero 90
Towel rail 90

0 0 2



48.10.60. ●●●
Toallero 60
Towel rail 60

0 0 2



48.10.45. ●●●
Toallero 45
Towel rail 45

0 0 2



48.14.81. ●●●
Portarrollos derecho
Right paper holder

0 0 2



48.14.82. ●●●
Portarrollos izquierdo
Left paper holder

0 0 2



48.51.10. ●●●
Estanteria toallas 1
Towel rack 1

0 0 2

0 0 2 Cromo / Chrome

Jack

2010

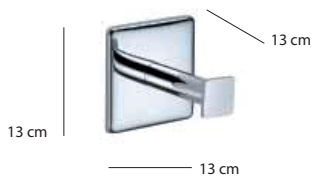
CÓDIGO
CODE

ACABADOS
FINISHES



48.51.11. ●●●
Estantería toallas 2
Towel rack 2

0 0 2



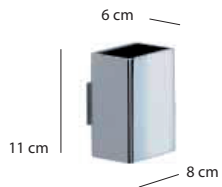
48.40.01. ●●●
Portarrollos 1
Paper holder 1

0 0 2



48.60.01. ●●●
Jabonera pared
Wall soap dish

0 0 2



48.70.01. ●●●
Portacepillos pared
Wall toothbrush holder

0 0 2



48.78.01. ●●●
Dosificador pared
Wall soap dispenser

0 0 2



48.50.20. ●●●
Repisa 20
Shelf 20

0 0 2

0 0 2 Cromo / Chrome


Jack

2010

CÓDIGO
CODE

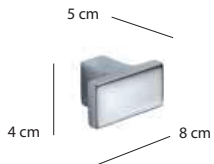
ACABADOS
FINISHES

ACCESORIOS
ACCESSORIES



48.50.40. ●●●
Repisa 40
Shelf 40

0 0 2



48.30.01. ●●●
Colgador
Hook

0 0 2



48.60.10. ●●●
Jabonera ducha 1
Shower soap dish 1

0 0 2



48.60.20. ●●●
Jabonera bañera 2
Bath soap dish 2

0 0 2



48.71.03. ●●●
Set portacepillos / Dosificador
Toothbrush holder / Soap dis. set

0 0 2



48.60.50. ●●●
Jabonera
Soap dish

0 0 2


0 0 2 Cromo / Chrome

Jack

2010

CÓDIGO
CODE

ACABADOS
FINISHES




48.70.50. ●●●
Portacepillos
Toothbrush holder

0 0 2




48.78.31. ●●●
Dosificador
Soap dispenser

0 0 2



48.90.01. ●●●
Escobillero pared
Wall toilet brush holder

0 0 2



48.90.50. ●●●
Escobillero
Toilet brush holder

0 0 2



48.71.06. ●●●
Set espejo / Portacepillos /
Dosificador
Soap dispenser & toothbrush holder
& mirror set

0 0 2

0 0 2 Cromo / Chrome

2010

CÓDIGO
CODE

ACABADOS
FINISHES



RCB66760ZN
Placa pared
Wall bracket



RCB66814
Recipiente interior portacepillos
Toothbrush holder inner container



RC48.78.01. ●●●
Bomba dosificador
Soap dispenser pump

0 0 2



RCB66818
Recipiente interior escobillero
Toilet brush container



RCB66625
Escobilla pelo plástico
Toilet brush head



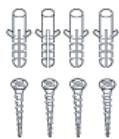
RC48.90.01. ●●●
Conjunto mango, tapa y escobilla
Toilet brush + lid

0 0 2

2010

CÓDIGO
CODE


ACABADOS
FINISHES



51680
Conjunto tornillos y tacos (4+4)
Screws + plugs set (4+4)



RCB66817CR
Soporte repisa
Shelf support



47 Micra

Design: Antonio Blanch

Diseños minimalistas asentados sobre sólidos planteamientos funcionales.

Precisión para mejorar todos los elementos.

Micra, el lujo del detalle!

Minimalistical designs as the result of solid functional backgrounds.

Precision to improve any element.

Micra, the luxury of details!

Micra

Tecnología, materiales y mantenimiento
Technologies, materials and maintenance



Material base latón

Toalleros, argolla, portarrollos, estantería, repisa y jaboneras están compuestos por dos brazos de zamak, unidos mediante un tubo frontal de latón de $\varnothing 14\text{mm}$ y una pletina pared de latón. Los cuerpos de escobilleros y dosificadores están fabricados en tubo de latón de $\varnothing 60\text{mm}$. También son de latón el conjunto mango+tapa del escobillero y el conjunto pulsador y caño del dosificador. El vidrio de la repisa es transparente de 6 mm de espesor. La base de la jabonera de ducha y bañera es de acero inoxidable pulido a espejo. Las piezas metálicas tienen un recubrimiento electrolítico de níquel+cromo.

Material base aluminio

El cuerpo del portacepillos es de aluminio (6063) fabricado por extrusión. El recipiente interior es de porcelana blanca, mientras que en escobilleros y dosificadores son de plástico (pp). Las piezas metálicas tienen un recubrimiento electrolítico de níquel+cromo.

Uso y mantenimiento

Limpiar con un paño suave humedecido en agua y secar con una gamuza, también puede usar un producto específico de limpieza para metales cromados. Para recuperar el brillo termine la limpieza con un paño suave humedecido en alcohol y posterior secado. No usar trapos ni estropajos abrasivos, detergentes ácidos (lejías, etc) y/o productos que desconozca su composición.

Brass based materials

Towel rails, towel ring, paper holder, towel rack, shelf and soap dish are build with a 14mm diameter brass tube and solid brass angles of zamak injection (zinc and aluminium). The translucent glass used in shelves is 6mm thick. The base of the shower soap dish and bathtub soapdish is of shiny polished stainless steel. Toilet brush grab bar and brush grab bar cover and soap dispenser's pump pushcover are made with brass. Each product has a back wall plate made of 3x15mm solid brass. All metal pieces have gone through an electrolytic nickel and chrome plating process.

Aluminium based materials

Toothbrush holder body is made of (6063) extrusion aluminium. Inner recipient for Toothbrush holder is made of white porcelain. Toilet brush holders and soap dispensers inner recipients are made of (PP) plastic. All metal pieces have gone through an electrolytic Nickel and Chrome plating process.

Use and maintenance

Cleaning - Use a water damped soft cloth and dry with cotton or chamois drying cloth. Specific cleaning products for chrome plated surfaces can also be used. To obtain a glossy finish, after cleaning you can use a soft piece of cloth damped with alcohol and dry afterwards. Do not use abrasive dishcloths, scrubbers, etc, nor any acid cleaning products (bleach, etc). Do not use cleaning products that you don't know its composition.



47.10.50. ●●●
Toallero 50
Towel rail 50

0 0 2



47.10.40. ●●●
Toallero 40
Towel rail 40

0 0 2



47.10.30. ●●●
Toallero 30
Towel rail 30

0 0 2



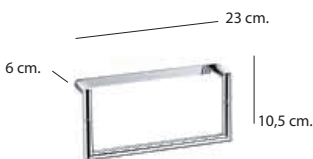
47.14.43. ●●●
Toallero doble
Double towel rail

0 0 2



47.14.01. ●●●
Toallero doble lateral
Swivel double towel rail

0 0 2



47.20.55. ●●●
Argolla
Towel ring

0 0 2

Micra

2010

CÓDIGO
CODE

ACABADOS
FINISHES



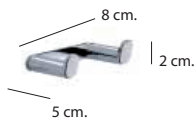
47.51.10. ●●●
Estantería toallas
Towel rack

0 0 2



47.30.01. ●●●
Colgador 1
Hook 1

0 0 2



47.30.02. ●●●
Colgador 2
Hook 2

0 0 2




47.30.03. ●●●
Colgador 3
Hook 3

0 0 2



47.40.01. ●●●
Portarrollos derecho
Right paper holder

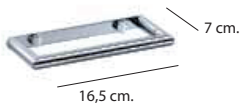
0 0 2



47.40.10. ●●●
Portarrollos izquierdo
Left paper holder

0 0 2

0 0 2 Cromo / Chrome



47.40.02. ●●●
Portarollos abatible
Folding paper holder

0 0 2



47.60.20. ●●●
Jabonera baño
Bath soap tray

0 0 2



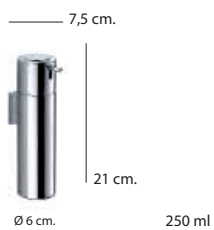
47.50.40. ●●●
Repisa 40
Shelf 40

0 0 2



47.60.01. ●●●
Jabonera pared
Wall soap dish

0 0 2



47.78.02. ●●●
Dosificador pared
Wall soap dispenser

0 0 2



47.70.01. ●●●
Portacepillos pared
Wall toothbrush holder

0 0 2

Micra

2010

CÓDIGO
CODE

ACABADOS
FINISHES



47.78.32. ●●●
Dosificador
Soap dispenser

0 0 2




47.70.50. ●●●
Portacepillos
Toothbrush holder

0 0 2



47.60.50. ●●●
Jabonera
Soap dish

0 0 2



47.90.01. ●●●
Escobillero pared
Wall toilet brush holder

0 0 2



47.90.50. ●●●
Escobillero
Toilet brush holder

0 0 2

0 0 2 Cromo / Chrome

2010

CÓDIGO
CODE

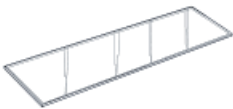
ACABADOS
FINISHES



RCB66600NIQ
Placa pared toallero
Towel rail wall bracket



RCB66618ZN
Placa pared colgador
Hook wall bracket



RCB66643
Cristal repisa
Shelf glass



RCB65072
Recipiente portacepillos porcelana
Toothbrush porcelain inner recipient



RCB64458
Recipiente interior dosificador
Soap dispenser container



RC47.78.02. ●●●
Bomba dosificador
Soap dispenser pump

0 0 2

2010

CÓDIGO
CODE

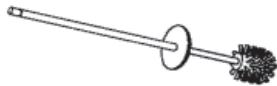
ACABADOS
FINISHES



RCB66624
Recipiente interior escobillero
Toilet brush inner container

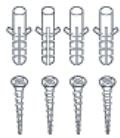


RCB66625
Escobilla plástico
Toilet brush head



RC47.90.02. ●●●
Conjunto mango tapa y escobilla
Toilet brush handle set

0 0 2



51687
Conjunto tornillos y tacos (4+4)
Screws + Plugs set (4+4)



RCB59065
RCB59066
RCB59067
Conjunto llave y tornillos
Allen screws + Wrench set



42 K-2

Design: Antonio Blanch

Madera natural de roble combinada con metales tradicionales como el cromo para crear ambientes de luminosa calidez.

Natural oak wood combined with traditional metals as chrome.

Natural brightness results from the reflection of the best details in our living environment.

K-2

Tecnología, materiales y mantenimiento *Technologies, materials and maintenance*



Material base latón y madera

Los brazos de toalleros y argollas se fabrican con tubo de latón de $\varnothing 20\text{mm}$; los cuerpos de los recipientes con tapa son también de tubo en latón de diferentes diámetros. El pulsador y el caño del dosificador, el final del portarrollos simple se fabrican en latón en barra. Las tapas de los recipientes, tapa papelera, bandejas, jabonera y caja de kleenex se fabrican en chapa de latón. El final del colgador, los elementos de toalleros, portarrollos y argolla, la barra frontal de la estantería de toallas, bases y mangos de recipientes, dosificadores y portacepillos son de madera natural de leño de roble. Las piezas de madera están teñidas en color wengué, protegidas con un barniz. Las piezas metálicas tienen un recubrimiento electrolítico de níquel+cromo.

Otros materiales

Portacepillos, portabrochas y portapinceles son de aluminio. El cuerpo de la papelera, portarrollos y el soporte de la repisa son de acero inoxidable aisi-304 pulido a espejo. Las piezas metálicas tienen un recubrimiento electrolítico de níquel+cromo.

Uso y mantenimiento

Limpiar con un paño suave humedecido en agua y secar con una gamuza, también puede usar un producto específico de limpieza para metales cromados, evitando el contacto con las partes de madera. Para limpiar la madera es suficiente con un paño ligeramente humedecido en agua. Si fuera necesario retirar alguna mancha, utilizar un producto neutro, en gel, específico para madera natural barnizada. No usar trapos o estropajos abrasivos, detergentes ácidos (lejías, etc) y/o productos de los que desconozca su composición.

Brass and wood based materials

Brackets used in towel rails and towel rings are made of $\varnothing 20\text{mm}$ tube. Bodies for different recipients with cover are made with brass tube of different dimensions. The soap dispenser push head, dispenser tube, the paper holder tube end are made of solid brass. Covers for the different recipients, paper basket cover, trays, soap dishes and tissue box are also made with brass. All wood parts in every item of this collection are made of solid natural oak and are dyed in wenge colour and protected with varnish. All metal pieces have gone through an electrolytic nickel and chrome plating process.

Other materials

Toothbrush holders, shaving set and makeup set are made of aluminium. The bodies of the waste paper basket, paper holder and the shelf support are made with aisi-304 stainless steel shiny polish finish. All metal pieces have gone through an electrolytic nickel and chrome or nickel plating process.

Use and maintenance

Cleaning - Use a water damped soft cloth and dry with cotton or chamois drying cloth. Specific cleaning products for chrome plated surfaces can also be used. Avoid contact of cleaning products with wood parts. To obtain a glossy finish, after cleaning you can use a soft piece of cloth damped with alcohol and dry afterwards. To clean the wood use a damped piece of cloth. To clean a spot in the wood part of the item use a specific cleaning product for varnish finished wood. Do not use abrasive dishcloths, scrubbers, etc, nor any acid cleaning products (bleach, etc). Do not use cleaning products that you don't know its composition.



42.10.60. ●●●
Toallero 60
Towel rail 60

2 5 4



42.10.50. ●●●
Toallero 50
Towel rail 50

2 5 4



42.10.40. ●●●
Toallero 40
Towel rail 40

2 5 4



42.20.55. ●●●
Argolla
Towel ring

2 5 4



42.12.01. ●●●
Toallero pie
Towel stand

2 5 4



42.51.10. ●●●
Esteria toallas
Towel rack

2 5 4



42.30.11. ●●●
Colgador
Hook

2 5 4



42.30.01. ●●●
Colgador 2
Hook 2

2 5 4



42.31.01. ●●●
Colgador pie
Robe hanger

2 5 4



42.14.81. ●●●
Portarrollos
Paper holder

2 5 4



42.40.42. ●●●
Portarrollos auxiliar
Spare paper holder

2 5 4



42.60.01. ●●●
Jabonera pared
Wall soap dish

2 5 4



42.70.01. ●●●
Portacepillos pared
Wall toothbrush holder

2 5 4



250 ml

42.78.02. ●●●
Dosificador pared
Wall soap dispenser

2 5 4



42.50.45. ●●●
Repisa 45
Shelf 45

2 5 4



Ø 11 cm

42.60.50. ●●●
Jabonera
Soap dish

2 5 4



125 ml

42.78.31. ●●●
Dosificador 1
Soap dispenser 1

2 5 4



250 ml

42.78.32. ●●●
Dosificador 2
Soap dispenser 2

2 5 4



Ø 7 cm

42.70.50. ●●●
Portacepillos
Toothbrush holder

2 5 4



25 cm

14 cm

7 cm

42.94.01. ●●●
Caja Kleenex
Tissue Box

2 5 4



Ø 16 cm

42.93.50. ●●●
Papelera
Basket

2 5 4



Ø 8 cm

60 cm

42.90.01. ●●●
Escobillero pared
Wall toilet brush holder

2 5 4



60 cm

42.90.50. ●●●
Escobillero
Toilet brush holder

2 5 4



Ø 25 cm

66 cm

42.19.01. ●●●
Portátil wc
Toilet set

2 5 4



Softone 60W, E-14
Clase I, IP-44

42.00.21. ●●●
Aplique vertical
Vertical wall light


2 5 4



w

42.00.31. ●●●
Aplique horizontal
Horizontal wall light

2 5 4



42.80.50. ●●●
Espejo 70x70
Wall mirror 70x70

2 5 4

2010

CÓDIGO
CODEACABADOS
FINISHES

RCB64200ZN
Placa pared
Wall bracket base



RCB64300CR
Tapa placa pared
Wall bracket cover



RC42.78.01. ●●●
Bomba dosificador
Soap dispenser pump

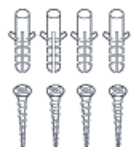
0 0 2



50616
Escobilla pelo plástico
Toilet brush head



51681
Conjunto tornillos y llave allen
Allen screws + wrench set



51680
Conjunto tornillos y tacos (4+4)
Screws + Plugs set (4+4)

0 0 2 Cromo / Chrome

2010

CÓDIGO
CODEACABADOS
FINISHES

RC36.93.50.000
Paquete de bolsas (x15)
Bags pack (x15)



RCB65275
Tulipa aplique
Wall light glass



RCB65091
Recipiente dosificador 1
Soap dispenser container 1



RCB64428
Recipiente dosificador 2
Soap dispenser container 2



41 Ona

Design: Pomd'or

Simplicidad y robustez de formas cilíndricas a fin de concebir un producto de excelente calidad.

Simplicity and solidness of cylindrical shapes to conceive a product of excellent quality.

Ona

Tecnología, materiales y mantenimiento
Technologies, materials and maintenance



Material base latón

Toalleros, argolla y portarrollos están compuestos por un brazo de zamak de $\varnothing 26$ mm unidos por un tubo de latón de $\varnothing 18$ mm. El vidrio de las repisas y jaboneras es matizado de 8 mm de espesor. La base de jabonera de baño y cuerpo de papelera son de acero inoxidable pulido a espejo. Escobilleros y dosificadores son de tubo de latón. Las piezas metálicas tienen un recubrimiento electrolítico de Níquel+Cromo.

Material base aluminio

Los cuerpos de portacepillos y recipientes son de aluminio (6063) fabricado por extrusión. El recipiente interior de los portacepillos es de porcelana blanca, mientras que en escobilleros y dosificadores son de plástico (PP). El conjunto mango+tapa de escobilleros, recipientes y papelera son de latón. Las piezas metálicas tienen un recubrimiento electrolítico de Níquel+Cromo.

Uso y mantenimiento

Limpiar con un paño suave humedecido en agua y secar con una gamuza, también puede usar un producto específico de limpieza para metales cromados. Para recuperar el brillo termine la limpieza con un paño suave humedecido en alcohol y posterior secado. No usar trapos ni estropajos abrasivos, detergentes ácidos (lejías, etc) y/o productos de los que desconozca su composición.

Brass based materials

Towel rails, towel rings and paper holders are built with a 26mm diameter zamak bracket and a 18mm diameter brass tube. Matt glass used in shelves and soapdish is 8mm thick. The base of the bathtub soapdish and the body of the wastepaper basket are of shiny polished stainless steel Toilet brush holder and soap dispenser bodies are made of brass. All metal pieces have gone through an electrolytic Nickel and Chrome plating process.

Aluminium based materials

Toothbrush holders and other recipients are made of (6063) extrusion aluminium. Inner recipient for the toothbrush holder is made of white porcelain. Toilet brush holder and soap dispensers inner recipients are made of (PP) plastic. Toilet brush grab bar and brush cover are made of brass, as well as recipients and wastepaper baskets. All metal pieces have gone through an electrolytic Nickel and Chrome plating process.

Use and maintenance

Cleaning - Use a water damped soft cloth and dry with cotton or chamois drying cloth. Specific cleaning products for chrome plated surfaces can also be used. To obtain a glossy finish, after cleaning you can use a soft piece of cloth damped with alcohol and dry afterwards. Do not use abrasive dishcloths, scrubbers, etc, nor any acid cleaning products (bleach, etc). Do not use cleaning products that you don't know its composition.



41.10.60. ●●●
Toallero 60
Towel rail 60

0 0 2



41.10.50. ●●●
Toallero 50
Towel rail 50

0 0 2



41.10.40. ●●●
Toallero 40
Towel rail 40

0 0 2



41.14.43. ●●●
Toallero doble 50
Double towel rail 50

0 0 2



41.14.01. ●●●
Toallero doble lateral
Side double towel rail

0 0 2



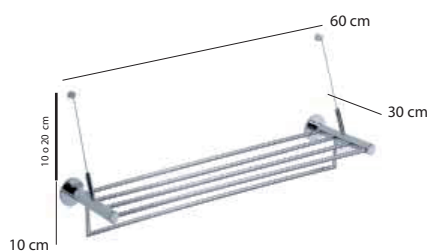
41.20.55. ●●●
Argolla
Towel ring

0 0 2



34.05.27. ●●●
Asidero
Grab bar

0 0 2



41.51.10. ●●●
Estantería toallas
Towel rack

0 0 2



41.30.11. ●●●
Colgador
Hook

0 0 2



41.30.01. ●●●
Colgador 2
Hook 2

0 0 2



41.40.02. ●●●
Portarrollos derecho
Right paper holder

0 0 2



41.40.03. ●●●
Portarrollos c/tapa
Paper holder w/lid

0 0 2

0 0 2 Cromo / Chrome



41.40.42. ●●●
Portarrollos auxiliar
Spare paper holder

0 0 2



41.60.01. ●●●
Jabonera pared
Wall soap dish

0 0 2



41.70.01. ●●●
Portacepillos pared
Wall toothbrush holder

0 0 2



41.78.02. ●●●
Dosificador pared
Wall soap dispenser

0 0 2



41.60.20. ●●●
Jabonera baño
Bath soap tray

0 0 2



41.50.40. ●●●
Repisa 40
Shelf 40


0 0 2

Ona

2010

CÓDIGO
CODE

ACABADOS
FINISHES



41.50.60. ●●●
Repisa 60
Shelf 60

0 0 2



41.70.50. ●●●
Portacepillos
Toothbrush holder

0 0 2



41.60.50. ●●●
Jabonera
Soap dish

0 0 2



41.78.32. ●●●
Dosificador
Soap dispenser

0 0 2



41.90.01. ●●●
Escobillero pared
Wall toilet brush holder


0 0 2



41.90.50. ●●●
Escobillero
Toilet brush holder

0 0 2

0 0 2 Cromo / Chrome



41.00.31. ●●●
Applique horizontal
Horizontal wall light


0 0 2



E-14


41.00.21. ●●●
Applique vertical
Vertical wall light

0 0 2



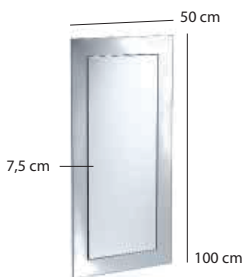
41.80.50. ●●●
Espejo 50x50
Wall mirror 50x50

0 0 2



41.80.51. ●●●
Espejo 70x70
Wall mirror 70x70

0 0 2



41.80.52. ●●●
Espejo 100x50
Wall mirror 100x50

0 0 2

2010

CÓDIGO
CODEACABADOS
FINISHES

RCB64200ZN
Placa pared
Wall bracket



RCB65200CR
Tapa placa pared
Wall bracket cover



RC42.78.01. ●●●
Bomba dosificador
Soap dispenser pump

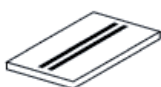
0 0 2



RCB65275
Tulipa aplique
Wall light glass shade



50616
Escobilla plástico
Toilet brush head



RCB65215
Cristal jaboneras
Soap dish glass

2010


CÓDIGO
CODE

ACABADOS
FINISHES

ACCESORIOS
ACCESSORIES



RCB65218
Cristal repisa 60
Shelf glass 60



RCB65217
Cristal repisa 40
Shelf glass 40



38 Metric

Design: Antonio Blanch

Reducidas dimensiones y minimalismo para expresar tu individualidad en el baño moderno.

Very small dimensions and minimalism, to express your individuality in modern bathrooms.

Metric

Tecnología, materiales y mantenimiento
Technologies, materials and maintenance



Material base latón

Toalleros, argolla, portarrollos, repisas y jaboneras están compuestos por una barra de latón de 20x20 mm. unidos por un tubo de latón de $\varnothing 14$ mm. El vidrio de las repisas y jaboneras es transparente de 8 mm de espesor. La base de la jabonera de ducha y bañera es de acero inoxidable pulido a espejo. Las piezas metálicas tienen un recubrimiento electrolítico de níquel+cromo.

Material base aluminio

Los cuerpos de escobilleros, dosificadores, portacepillos y potes son de aluminio (6063) fabricado por extrusión. El recipiente interior de los portacepillos son de porcelana blanca, mientras que en escobilleros y dosificadores son de plástico. El conjunto mango+tapa de escobilleros y potes son de latón. Las piezas metálicas tienen un recubrimiento electrolítico de níquel+cromo.

Uso y mantenimiento

Limpiar con un paño suave humedecido en agua y secar con una gamuza, también puede usar un producto específico de limpieza para metales cromados. Para recuperar el brillo termine la limpieza con un paño suave humedecido en alcohol y posterior secado. No usar trapos ni estropajos abrasivos, detergentes ácidos (lejías, etc.) y/o productos de los que desconozca su composición.

Brass based materials

Towel rails, towel rings and paper holders are built with a 26mm diameter zamak bracket and a 18mm diameter brass tube. Matt glass used in shelves and soapdish is 8mm thick. The base of the bathtub soapdish and the body of the wastepaper basket are of shiny polished stainless steel Toilet brush holder and soap dispenser bodies are made of brass. All metal pieces have gone through an electrolytic Nickel and Chrome plating process.

Aluminium based materials

Toothbrush holders and other recipients are made of (6063) extrusion aluminium. Inner recipient for the toothbrush holder is made of white porcelain. Toilet brush holder and soap dispensers inner recipients are made of (PP) plastic. Toilet brush grab bar and brush cover are made of brass, as well as recipients and wastepaper baskets. All metal pieces have gone through an electrolytic Nickel and Chrome plating process.

Use and maintenance

Cleaning - Use a water damped soft cloth and dry with cotton or chamois drying cloth. Specific cleaning products for chrome plated surfaces can also be used. To obtain a glossy finish, after cleaning you can use a soft piece of cloth damped with alcohol and dry afterwards. Do not use abrasive dishcloths, scrubbers, etc, nor any acid cleaning products (bleach, etc). Do not use cleaning products that you don't know its composition.

Metric

2010

CÓDIGO
CODE

ACABADOS
FINISHES

ACCESORIOS
ACCESSORIES



38.10.60. ●●●
Toallero 60
Towel rail 60

0 0 2
0 2 1



38.10.50. ●●●
Toallero 50
Towel rail 50

0 0 2



38.10.40. ●●●
Toallero 40
Towel rail 40

0 0 2
0 2 1



38.10.30. ●●●
Toallero 30
Towel rail 30

0 0 2



38.14.43. ●●●
Toallero doble 50
Double towel rail 50

0 0 2
0 2 1



38.14.42. ●●●
Toallero doble 60
Double towel rail 60

0 0 2

0 0 2 Cromo / Chrome

0 2 1 Inox / Stainless steel

Metric

2010

CÓDIGO
CODE

ACABADOS
FINISHES



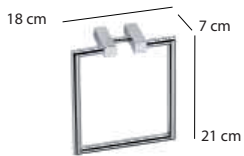
38.14.81. ●●●
Toallero 22
Towel rail 22

0 0 2
0 2 1




38.14.01. ●●●
Toallero lateral
Side towel rail

0 0 2
0 2 1



38.20.05. ●●●
Argolla
Towel ring

0 0 2
0 2 1



38.51.10. ●●●
Estantería toallas
Towel rack

0 0 2
0 2 1



38.30.01. ●●●
Colgador
Hook

0 0 2
0 2 1



38.30.02. ●●●
Colgador doble
Double hook

0 0 2
0 2 1

0 0 2 Cromo / Chrome

0 2 1 Inox / Stainless steel

Metric

2010

CÓDIGO
CODE

ACABADOS
FINISHES

ACCESORIOS
ACCESSORIES



38.50.40. ●●●
Repisa 40
Shelf 40

0 0 2
0 2 1



38.50.60. ●●●
Repisa 60
Shelf 60

0 0 2



38.40.01. ●●●
Portarrollos abatible
Paper holder

0 0 2
0 2 1



38.40.02. ●●●
Portarrollos derecho
Right paper holder

0 0 2
0 2 1



38.40.10. ●●●
Portarrollos izquierdo
Left paper holder

0 0 2



38.40.20. ●●●
Portarrollos doble
Double paper holder

0 0 2


0 0 2 Cromo / Chrome

0 2 1 Inox / Stainless steel



38.40.42. ●●●
Portarrollos auxiliar
Spare paper holder

0 0 2
0 2 1



38.60.01. ●●●
Jabonera pared
Wall soap dish

0 0 2
0 2 1



38.60.30. ●●●
Jabonera rincón
Corner soap tray

0 0 2



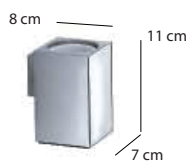
38.60.10. ●●●
Jabonera ducha
Shower soap tray

0 0 2



38.60.20. ●●●
Jabonera bañera
Bath soap tray

0 0 2
0 2 1



38.70.01. ●●●
Portaceillos pared
Wall toothbrush holder

0 0 2
0 2 1

Metric

2010

CÓDIGO
CODE

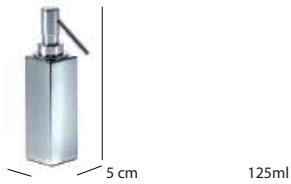
ACABADOS
FINISHES

ACCESORIOS
ACCESSORIES




38.78.01. ●●●
Dosificador pared
Wall soap dispenser

0 0 2
0 2 1



38.78.31. ●●●
Dosificador
Soap dispenser

0 0 2
0 2 1



38.60.51. ●●●
Jabonera
Soap dish

0 0 2
0 2 1



38.70.50. ●●●
Portacepillos
Toothbrush holder

0 0 2
0 2 1



38.75.02. ●●●
Pot 2
Pot 2

0 0 2



38.75.03. ●●●
Pot 3
Pot 3

0 0 2

0 0 2 Cromo / Chrome

0 2 1 Inox / Stainless steel

Metric

2010

CÓDIGO
CODE

ACABADOS
FINISHES



38.90.01. ●●●
Escobillero pared
Wall toilet brush holder

0 0 2
0 2 1



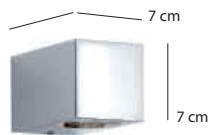
38.90.50. ●●●
Escobillero
Toilet brush holder

0 0 2
0 2 1



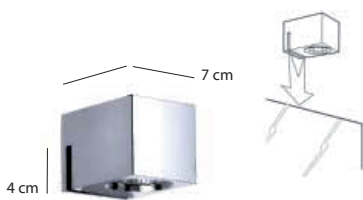
38.19.01. ●●●
Portátil wc
Toilet set

0 0 2



92.00.32. ●●●
Aplicue
Wall light

0 0 2



92.00.31. ●●●
Foco espejo
Mirror light

0 0 2



53.00.31. ●●●
Aplicue espejo
Mirror light

0 0 2

0 0 2 Cromo / Chrome

0 2 1 Inox / Stainless steel

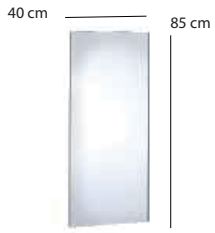
Metric

2010

CÓDIGO
CODE

ACABADOS
FINISHES


ACCESORIOS
ACCESSORIES



36.80.50.050
Espejo 85x40
Mirror 85x40



36.80.51.050
Espejo 100x60
Mirror 100x60



53.80.00.243
Espejo 100x35
Mirror 100x35

2010

CÓDIGO
CODEACABADOS
FINISHES

RCB65054
Cristal repisa 60
Shelf glass 60



RCB65053
Cristal repisa 40
Shelf glass 40



RCB65063M1
Cristal jaboneras
Soap dish glass



RC36.78.01. ●●●
Bomba dosificador
Soap dispenser pump

0 0 2



RCB65091
Recipiente interior dosificador
Soap dispenser container



RCB65072
Recipiente portacepillos porcelana
Toothbrush porcelain inner
container

0 0 2 Cromo / Chrome

0 2 1 Inox / Stainless steel

2010

CÓDIGO
CODEACABADOS
FINISHES

RCB64262
Recipiente escobillero (plástico)
Toilet brush inner container



RC351060013
Fijador pared
Wall bracket



RCB65156NIQ
Fijador pared
Wall bracket



RCI70143
Bombilla dicroica
Dicroic bulb GU10 aluminium 50



50616
Escobilla plástico
Toilet brush head



RC38.90.02. ●●●
Conjuntio mango, tapa y escobilla
Toilet brush handle set

0 0 2

0 0 2 Cromo / Chrome

2010

CÓDIGO
CODEACABADOS
FINISHES

50364 (Cromo / Chrome)
Embelecedor tornillo y rosca (4x4)
Screw cap + thread (4 units)



50723 (Inox / Stainless steel)
Embelecedor tornillo y rosca (4x4)
Screw cap + thread (4 units)

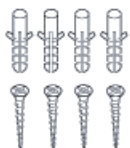
51681
Conjunto llave Allen y tornillos M-6
Allen screws + wrench set M-6




51685
Conjunto llave Allen y tornillos M-4
Allen screws + wrench set M-4



51904
Tornillos + Taco colgador (2x2)
Screws + plugs set (2x2)



51687
Conjunto tacos y tornillos (4x4)
Screws + plugs set (4x4)



RCB64795
Cristal aplique
Wall light glass



37 Iside

Design: Bruna Rapisarda

Formas puras y simples a fin de alcanzar la belleza necesaria para iniciar una jornada hacia la esencia de nuestros sentidos.

Simple and pure shapes to obtain the necessary beauty for starting a journey to the interior of our senses.

Iside

Tecnología, materiales y mantenimiento

Technologies, materials and maintenance



Material base latón

Toalleros, argolla y portarrollos, están compuestos por un brazo de zamak unidos por un tubo de latón de $\varnothing 18\text{mm}$. El colgador, brazos de jabonera pared, repisas, jabonera baño y ducha son de latón fabricadas por estampación en caliente. Dosificador, portacepillos, escobillero, bandeja y jabonera sobremesa son de latón. Las piezas metálicas tienen un recubrimiento electrolítico de Níquel+Cromo.

Material base aluminio

El vidrio de las repisas es de 10 mm de espesor con los cantos biselados. Los brazos de la estantería de toallas son en perfil de aluminio en barra, con mecanizado posterior. Los tubos del toallero y de la parrilla son de latón. La bandeja de las jaboneras de baño y ducha son de acero inoxidable pulido a espejo.

Uso y mantenimiento

Limpiar con un paño suave humedecido en agua y secar con una gamuza, también puede ser un producto específico de limpieza para metales cromados. Para recuperar el brillo termine la limpieza con un paño suave humedecido en alcohol y posterior secado. No usar trapos ni estropajos abrasivos, detergentes ácidos (lejías, etc) y/o productos de los que desconozca su composición.

Brass based materials

Towel rails, towel ring and paper holders are built with brackets made of zamak and a 18mm diameter brass tube. Free standing soap dish, trays, soap dispensers, toothbrush holders and toilet brush holders are made of brass. Hooks, wall mounted soap dish brackets, shelves and bathtub and shower soap dishes are made of hot stamped brass. All metal pieces have gone through an electrolytic nickel and chrome plating process.

Aluminium based materials

Shelves are made with 10mm thick glass. Brackets for towel racks are made with aluminium. Tubes for the towel rails and for towel racks are made of brass. Bathtub and shower soap trays are of shiny polished stainless steel.

Use and maintenance

Cleaning - Use a water damped soft cloth and dry with cotton or chamois drying cloth. Specific cleaning products for chrome plated surfaces can also be used. To obtain a glossy finish, after cleaning you can use a soft piece of cloth damped with alcohol and dry afterwards. Do not use abrasive dishcloths, scrubbers, etc, nor any acid cleaning products (bleach, etc). Do not use cleaning products that you don't know its composition.

Iside

2010

CÓDIGO
CODE

ACABADOS
FINISHES

ACCESORIOS
ACCESSORIES



37.10.85. ●●●
Toallero 85
Towel rail 85

0 0 2



37.10.65. ●●●
Toallero 65
Towel rail 65

0 0 2



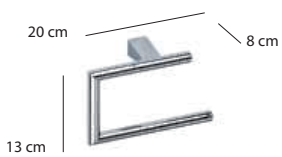
37.10.55. ●●●
Toallero 55
Towel rail 55

0 0 2



37.10.45. ●●●
Toallero 45
Towel rail 45

0 0 2



37.20.05. ●●●
Argolla
Towel ring

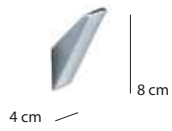
0 0 2



37.51.10. ●●●
Estantería toallas
Towel rack

0 0 2

0 0 2 Cromo / Chrome



37.30.01. ●●●
Colgador
Hook

0 0 2



37.40.42. ●●●
Portarrollos auxiliar
Spare paper holder

0 0 2



37.40.01. ●●●
Portarrollos derecho
Right paper holder

0 0 2



37.40.10. ●●●
Portarrollos izquierdo
Left paper holder

0 0 2



37.40.20. ●●●
Portarrollos doble
Double paper holder

0 0 2



37.60.01. ●●●
Jabonera pared
Wall soap dish

0 0 2

0 0 2 Cromo / Chrome



37.70.01. ●●●
Portacepillos pared
Wall toothbrush holder

0 0 2



37.78.01. ●●●
Dosificador pared
Wall soap dispenser

0 0 2



37.50.40. ●●●
Repisa 40
Shelf 40

0 0 2



37.50.60. ●●●
Repisa 60
Shelf 60

0 0 2



37.60.10. ●●●
Jabonera ducha
Shower soap tray

0 0 2



37.60.20. ●●●
Jabonera baño
Bath soap tray

0 0 2



37.70.50. ●●●
Portacepillos
Toothbrush holder

0 0 2



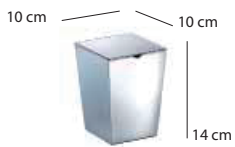
37.60.50. ●●●
Jabonera
Soap dish

0 0 2



37.78.31. ●●●
Dosificador
Soap dispenser

0 0 2
2 4 6



37.75.01. ●●●
Pot 1
Pot 1

0 0 2



37.75.02. ●●●
Pot 2
Pot 2

0 0 2



37.97.01. ●●●
Bandeja
Tray


0 0 2

Iside

2010

CÓDIGO
CODE

ACABADOS
FINISHES



37.75.11. ●●●
Pot 1 madera
Wooden pot 1

2 4 6




37.97.02. ●●●
Bandeja madera
Wooden tray

2 4 6



37.70.51. ●●●
Portacepillos madera
Wooden toothbrush holder

2 4 6



37.90.01. ●●●
Escobillero pared
Wall toilet brush holder

0 0 2



37.90.50. ●●●
Escobillero
Toilet brush holder

0 0 2



37.00.31. ●●●
Aplique horizontal
Horizontal wall light

0 2 1

MAX. 150W HALÓGENA R75-117MM
IP-23

0 0 2 Cromo / Chrome

2 4 6 Wengué - Inox / Wenge - Stainless steel

0 2 1 Inox / Stainless steel

Iside

2010

CÓDIGO
CODE

ACABADOS
FINISHES



51.80.54. ●●●
Espejo 60 x 60
Wall mirror 60 x 60

2 4 2



51.80.55. ●●●
Espejo 100 x 45
Wall mirror 100 x 45

2 4 2


2 4 2

Inox pulido / Polished stainless steel


2010

CÓDIGO
CODE

ACABADOS
FINISHES



RCB64723M1
Cristal repisa 60
Shelf glass 60



RCB64722M1
Cristal repisa 40
Shelf glass 40



RC36.78.01. ●●●
Bomba dosificador
Soap dispenser pump

0 0 2



50616
Escobilla plástico
Toilet brush head



RC37.90.01. ●●●
Conjunto mango tapa y escobilla
Toilet brush handle set

0 0 2



RCB64700ZN
Placa pared toallero
Wall bracket towel rail

2010

CÓDIGO
CODEACABADOS
FINISHES

3210902
Placa pared colgador
Hook wall bracket



RC359004013
Fijador estantería
Towel rack wall bracket



RCB64734ZN
Placa pared escobillero
Toilet brush wall bracket



RCB64745
Recipiente escobillero
Toilet brush inner container



RCB64795
Cristal aplique (horizontal - vertical)
Wall light glass (horizontal - vertical)



51682
Conjunto tornillos y llave allen
Allen screws + wrench set

2010

CÓDIGO
CODE

ACABADOS
FINISHES



51680
Conjunto tornillos y tacos (4+4)
Screws + plugs set (4+4)



36 Kubic

Design: Antonio Blanch

Concepción moderna de un modo de vida basado en ideas innovadoras y nuevos conceptos estéticos, consiguiendo el equilibrio entre funcionalidad y diseño.

Modern lifestyle conception from innovative ideas and new esthetic concepts to gather equilibrium between functionality and design.

Kubic

Tecnología, materiales y mantenimiento

Technologies, materials and maintenance



Material base latón

Toalleros, argollas, portarrollos, asidero y colgador se componen de un tubo de $\varnothing 20\text{mm}$ de latón cortado y soldado a 90° . Los cuerpos del dosificador, portacepillos, escobilleros, desmaquillador, portapinceles y de los recipientes cilíndricos también son de tubo de latón. El colgador 1, los brazos del soporte de repisa portarrollos, el pulsador y caño del dosificador, el final del portarrollos, los mangos de las tapas de los recipientes son de latón en barra. Las pletinas del soporte pared de escobilleros, portacepillos, dosificador, jaboneras, las cajas metálicas, la tapa del portarrollos y todas las tapas de recipientes metálicos son de chapa de latón. Las piezas metálicas tienen un recubrimiento electrolítico de Níquel+Cromo.

Material base aluminio/inox

Los brazos de la jabonera baño y de la estantería de toallas son de barra $\varnothing 20\text{mm}$ de aluminio. Las bandejas de jabonera bañera y de rincón son de acero inoxidable aisi 304 pulido a espejo. El recipiente interior del portacepillos es de porcelana blanca, mientras que los de los escobilleros son de polipropileno blanco. El vidrio de las repisas es transparente de 8mm de espesor. Las piezas metálicas tienen un recubrimiento electrolítico de níquel+cromo.

Uso y mantenimiento

Limpiar con un paño suave humedecido en agua y secar con una gamuza, también puede usar un producto específico de limpieza para metales cromados. Para recuperar el brillo termine la limpieza con un paño suave humedecido en alcohol y posterior secado. No usar trapos ni estropajos abrasivos, ni detergentes ácidos (lejías, etc.) y/o productos que desconozca su composición. abrasivos, detergentes ácidos (lejías, etc) y/o productos de los que desconozca su composición.

Brass and wood based materials

Towel rails, towel rings, paper holders, grab bar and hooks are build with 20mm diameter brass tube cutted and welded at a 90° angle. These are fixed to the wall with a Zamak wall base and cover. Bodies for toilet brush holder, de-make up recipient, toothbrush holder, soap dispenser, makeup set holder and other cylindrical recipients are also of brass. Hook 1, shelf and paper holder brackets, soap dispenser head and different items cover heads are of solid brass. Rest of above non specified items parts are of brass plate. All metal pieces have gone through an electrolytic Nickel and Chrome plating process.

Aluminium/S.Steel based materials

Bathtub and towel rack brackets are of 20mm diameter solid aluminium. Inner tray for bathtub soapdish and corner soapdish are made of shiny polish stainless steel AISI304. Toilet brush holder inner recipient is of white polypropylene. Toothbrush holder inner recipient is of white porcelain. Shelves translucent glass is 8mm thick. All metal pieces have gone through an electrolytic nickel and chrome plating process.

Use and maintenance

Cleaning - Use a water damped soft cloth and dry with cotton or chamois drying cloth. Specific cleaning products for chrome plated surfaces can also be used. To obtain a glossy finish, after cleaning you can use a soft piece of cloth damped with alcohol and dry afterwards. Do not use abrasive dishcloths, scrubbers, etc, nor any acid cleaning products (bleach, etc). Do not use cleaning products that you don't know its composition.



36.10.75. ●●●
Toallero 75
Towel rail 75

0 0 2



36.10.60. ●●●
Toallero 60
Towel rail 60

0 0 2



36.10.50. ●●●
Toallero 50
Towel rail 50

0 0 2



36.10.40. ●●●
Toallero 40
Towel rail 40

0 0 2



36.10.30. ●●●
Toallero 30
Towel rail 30

0 0 2



36.14.42. ●●●
Toallero doble 60
Double towel rail 60

0 0 2

0 0 2 Cromo / Chrome

Kubic

2010


CÓDIGO
CODE

ACABADOS
FINISHES



36.14.43. ●●●
Toallero doble 50
Double towel rail 50

0 0 2



36.14.01. ●●●
Toallero doble lateral
Side double towel rail

0 0 2



36.20.55. ●●●
Argolla 1
Towel ring 1

0 0 2



36.20.56. ●●●
Argolla 2
Towel ring 2

0 0 2



36.51.10. ●●●
Estantería toallas
Towel rack

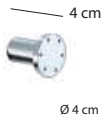
0 0 2



36.12.01. ●●●
Toallero de pie
Towel stand

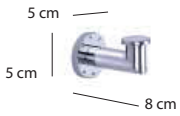
0 0 2

0 0 2 Cromo / Chrome



36.30.11. ●●●
Colgador 1
Hook 1

0 0 2



36.30.01. ●●●
Colgador 2
Hook 2

0 0 2



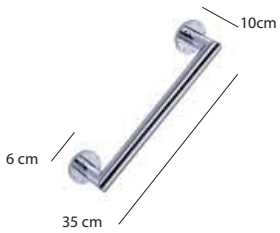
36.30.02. ●●●
Colgador doble
Double hook

0 0 2



36.31.01. ●●●
Colgador de pie
Robe hanger

0 0 2



36.05.35. ●●●
Asidero
Grab bar

0 0 2




36.14.81. ●●●
Portarrollos simple
Paper holder

0 0 2



36.40.02. ●●●
Portarrollos 2 derecho
Right paper holder 2

0 0 2




36.40.11. ●●●
Portarrollos 2 izquierdo
Left paper holder 2

0 0 2




36.40.42. ●●●
Portarrollos auxiliar 1
Spare paper holder 1

0 0 2



36.40.43. ●●●
Portarrollos auxiliar 2
Spare paper holder 2

0 0 2



36.40.20. ●●●
Portarrollos doble
Double paper holder

0 0 2



36.70.01. ●●●
Portacepillos pared
Wall toothbrush holder

0 0 2

0 0 2 Cromo / Chrome



36.78.01. ●●●
Dosificador pared
Wall soap dispenser

0 0 2



36.60.01. ●●●
Jabonera pared
Wall soap dish

0 0 2



36.60.20. ●●●
Jabonera baño
Bath soap tray

0 0 2



36.60.31. ●●●
Jabonera rincón
Corner soap dish

0 0 2



36.50.30. ●●●
Repisa 30
Shelf 30

0 0 2



36.50.40. ●●●
Repisa 40
Shelf 40


0 0 2

Kubic

2010

CÓDIGO
CODE

ACABADOS
FINISHES



36.50.60. ●●●
Repisa 60
Shelf 60

0 0 2



36.70.50. ●●●
Portacepillos 1
Toothbrush holder 1

0 0 2



36.70.52. ●●●
Portacepillos 3
Toothbrush holder 3

0 0 2



36.60.50. ●●●
Jabonera
Soap dish

0 0 2



36.78.31. ●●●
Dosificador 1
Soap dispenser 1


0 0 2



36.78.32. ●●●
Dosificador 2
Soap dispenser 2

0 0 2

0 0 2 Cromo / Chrome



36.97.01. ●●●
Bandeja 1
Tray 1

0 0 2



36.75.07. ●●●
Pot discos algodón desmaquillante
D-make up cotton dispenser

0 0 2



36.75.01. ●●●
Pot 1
Pot 1

0 0 2



36.75.02. ●●●
Pot 2
Pot 2

0 0 2



36.96.02. ●●●
Caja 2
Box 2

0 0 2



36.96.01. ●●●
Caja 1
Box 1

0 0 2

Kubic

2010

CÓDIGO
CODE

ACABADOS
FINISHES



36.94.01. ●●●
Caja Kleenex
Tissue box

0 0 2




36.93.50. ●●●
Papelera c/tapa
Basket w/lid

0 0 2



36.90.01. ●●●
Escobillero pared
Wall toilet brush holder

0 0 2




36.90.50. ●●●
Escobillero
Toilet brush holder

0 0 2



36.19.01. ●●●
Portátil wc 1
Toilet set 1

0 0 2



36.19.02. ●●●
Portátil wc 2
Toilet set 2

0 0 2

0 0 2 Cromo / Chrome



36.06.61. ●●●
Pack wc
Toilet set

0 0 2



36.80.50.050
Espejo 85x40
Wall mirror 85x40



36.80.51.050
Espejo 100x60
Wall mirror 100x60



Ø 36 cm

36.01.01. ●●●
Plafón
Ceiling light

0 0 2



36.00.21. ●●●
Applique
Wall light

0 0 2

2010

CÓDIGO
CODEACABADOS
FINISHES

RCB64199ZN
Placa pared
Wall bracket



RCB64200ZN
Placa pared colgador
Hook wall bracket



RCB64201CR
Embelecedor placa pared
Wall bracket cover



RC36.78.01. ●●●
Bomba dosificador
Soap dispenser pump

0 0 2



RCB65091
Recipiente dosificador 1
Soap dispenser container 1



RCB64458
Recipiente dosificador 2
Soap dispenser container 2

2010

CÓDIGO
CODE

ACABADOS
FINISHES



RCB64440 (30cm)
RCB64275 (40cm)
RCB64276 (60cm)
Cristal repisa
Shelf glass

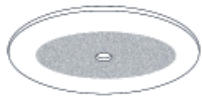


50616
Escobilla pelo sintético
Toilet brush head



RC36.00.21. ●●●
Cristal aplique + Aro
Wall light glass

0 0 2



RCB64372
Cristal plafón
Ceiling light glass



RC36.93.50.000
Paquete de bolsas (x15)
Waste bags pack (x15)



51681
Conjunto tornillos y llave allen
Allen screws + Wrench set

2010

CÓDIGO
CODE

ACABADOS
FINISHES



51680

Conjunto tornillos y tacos (4+4)

Screws + plugs set (4+4)



31 Barcelona

Design: Bruna Rapisarda

Clasicismo y vanguardia, elegancia, calidez .

Equilibrio entre función y forma.

Una colección con verdadero carácter mediterráneo.

Avantgarde and classicism, warmth and elegance.

The essence between beauty and functionality.

A collection with a strong mediterranean character.

Barcelona

Tecnología, materiales y mantenimiento

Technologies, materials and maintenance



Material base latón

Toalleros, argolla, asidero y portarrollos están compuestos por un brazo de latón macizo, unidos por un tubo de latón de $\varnothing 18$ mm. Colgador y soportes de portacepillos, dosificador, escobillero y repisas son de latón macizo. Los cuerpos de portacepillos, dosificador, escobillero, papelera y recipientes son de vidrio matizado. El vidrio de las repisas es matizado, de 8 mm de espesor y cantos biselados. El conjunto mango+tapa de escobilleros, recipientes y papelera son de latón. Las piezas metálicas tienen un recubrimiento electrolítico de Níquel+Cromo.

Uso y mantenimiento


Limpiar con un paño suave humedecido en agua y secar con una gamuza, también puede usar un producto específico de limpieza para metales cromados. Para recuperar el brillo termine la limpieza con un paño suave humedecido en alcohol y posterior secado. No usar trapos ni estropajos abrasivos, detergentes ácidos (lejías, etc) y/o productos de los que desconozca su composición.

Brass based materials

Towel rails, towel rings, grab bar and paper holders are build with solid brass brackets and a 18mm diameter brass tube. Featheredged matt glass used in shelves is 8mm thick. Toothbrush holder, soap dispenser, basket w/lid and recipients main bodies are of matt glass. Hook, toothbrush holder brackets, soap dispenser, toilet brush holder, shelf brackets are made of solid brass. Toilet brush handle and brush cover set, recipients and baskets are made with brass. All metal pieces have gone through an electrolytic Nickel and Chrome plating process.

Use and maintenance

Cleaning - Use a water damped soft cloth and dry with cotton or chamois drying cloth. Specific cleaning products for chrome plated surfaces can also be used. To obtain a glossy finish, after cleaning you can use a soft piece of cloth damped with alcohol and dry afterwards. Do not use abrasive dishcloths, scrubbers, etc, nor any acid cleaning products (bleach, etc). Do not use cleaning products that you don't know its composition.




31.10.75. ●●●
Toallero 75
Towel rail 75

0 0 2




31.10.60. ●●●
Toallero 60
Towel rail 60

0 0 2



31.10.50. ●●●
Toallero 50
Towel rail 50

0 0 2




31.10.40. ●●●
Toallero 40
Towel rail 40

0 0 2



31.20.05. ●●●
Argolla derecha
Right towel ring

0 0 2



31.05.30. ●●●
Asidero
Grab bar


0 0 2

Barcelona

2010

CÓDIGO
CODE

ACABADOS
FINISHES



31.51.10. ●●●
Estantería toallas
Towel rack

0 0 2



35.12.01. ●●●
Toallero de pie
Towel stand

0 0 2



31.30.01. ●●●
Colgador 1
Hook 1

0 0 2



31.30.11. ●●●
Colgador 2
Hook 2

0 0 2



31.14.81. ●●●
Portarrollos derecho
Right paper holder w/lid

0 0 2



31.40.01. ●●●
Portarrollos derecho c/tapa
Paper holder w/lid

0 0 2

0 0 2 Cromo / Chrome

Barcelona

2010

CÓDIGO
CODE

ACABADOS
FINISHES

ACCESORIOS
ACCESSORIES



31.40.42. ●●●
Portarrollos auxiliar
Spare paper holder

0 0 2



31.70.10. ●●●
Portacepillos pared
Wall toothbrush holder

0 8 1



31.78.10. ●●●
Dosificador pared
Wall soap dispenser

0 8 1



31.60.01. ●●●
Jabonera pared
Wall soap dish

0 0 2



90.81.41. ●●●
Espejo pared extensible
Extensible wall mirror

0 0 2



31.50.60. ●●●
Repisa 60
Shelf 60

0 8 1

0 0 2 Cromo / Chrome

0 8 1 Cromo - Cristal satinado / Chrome - Matt glass

Barcelona

2010

CÓDIGO
CODE

ACABADOS
FINISHES



31.60.50. ●●●
Jabonera
Soap dish

0 0 2



31.70.50. ●●●
Portacepillos
Toothbrush holder

0 8 1



31.60.51. ●●●
Jabonera
Soap dish

0 8 1



31.78.31. ●●●
Dosificador
Soap dispenser

0 8 1



31.90.01. ●●●
Escobillero pared
Wall toilet brush holder

0 8 1



31.90.50. ●●●
Escobillero
Toilet brush holder

0 8 1

0 0 2 Cromo / Chrome

0 8 1 Cromo - Cristal satinado / Chrome - Matt glass

Barcelona

2010

CÓDIGO
CODE

ACABADOS
FINISHES

ACCESORIOS
ACCESSORIES



31.93.50. ●●●
Papelera c/tapa
Basket w/lid

0 8 1



31.80.50. ●●●
Espejo basculante
Wall mirror

0 0 2



31.00.21. ●●●
Aplicue vertical
Wall light

0 8 1

V,E-14

0 0 2 Cromo / Chrome

0 8 1 Cromo - Cristal satinado / Chrome - Matt glass

2010

CÓDIGO
CODE

ACABADOS
FINISHES



31.509. ●●
Cristal repisa 60
Shelf glass 60

6 0



31.009. ●●
Cristal aplique
Wall light glass shade

6 0



31.669. ●●
Cristal jabonera sobremesa
Soap dish glass

6 0



31.709. ●●
Vaso portacepillos cristal
Toothbrush holder glass

6 0



31.909. ●●
Vaso cristal escobillero
Toilet brush glass

6 0



31.798. ●●
Botella dosificador
Soap dispenser glass container

6 0



50097
Recipiente cristal dosificador pared
Soap dispenser glass container



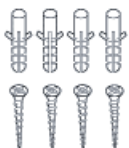
14.799.02
Bomba dosificador
Soap dispenser pump



50616
Escobilla pelo plástico
Toilet brush head



31.109.02
Placa pared
Wall bracket



51680
Conjunto tornillos y tacos
Screws and plugs set



51681
Conjunto tornillos y llave allen
Allen screws and wrench set



26 Windsor

Design: Pomd'or

Calidez de acabados que combinan con su arquitectura artesanal.

Una colección exclusiva para espacios elegantes.

Hand made finishes beautifully combined with architectural geometry.

An exclusive collection for elegant ambients.

Windsor

Tecnología, materiales y mantenimiento

Technologies, materials and maintenance



Material base latón

Toalleros, argolla, portarrollos y colgador están compuestos por un brazo soporte y tapa embellecedora de zamack de $\varnothing 61$ mm unidos por un tubo de latón de $\varnothing 20$ mm. El cuerpo de escobilleros y el conjunto mango+tapa son de tubo de latón. Jaboneras, vaso portacepillos, repisa y dosificador pared son de vidrio transparente. Las piezas metálicas tienen un recubrimiento electrolítico de níquel + cromo.

Uso y mantenimiento

Limpiar con un paño suave humedecido en agua y secar con una gamuza, también puede usar un producto específico de limpieza para metales cromados. Para recuperar el brillo termine la limpieza con un paño suave humedecido en alcohol y secar posteriormente. No usar trapos o estropajos abrasivos, detergentes ácidos (lejías, etc) y/o productos que desconozca su composición.

Brass based materials

Towel rails, towel ring, hooks and paper holders are build with zamak brackets; its wall base and wall base covers of $\varnothing 61$ mm and $\varnothing 20$ mm brass tubes. Toilet brush holders body, brush handle and brush cover are made of brass tube. Soap dishes, toothbrush glass holder, shelves and soap dispensers are of transparent glass. All metal pieces have gone through an electrolytic nickel and chrome plating process.

Use and maintenance

Cleaning - Use a water damped soft cloth and dry with cotton or chamois drying cloth. Specific cleanig products for chrome plated surfaces can also be used. To obtain a glossy finish, after cleaning you can use a soft piece of cloth damped with alcohol and dry afterwards. Do not use abrasive dishcloths, scrubbers, etc, nor any acid cleaning products (bleach, etc). Do not use cleaning products that you don't know its composition.


Windsor

2010

CÓDIGO
CODE

ACABADOS
FINISHES

ACCESORIOS
ACCESSORIES



26.10.60. ●●●
Toallero 60
Towel rail 60

0 0 2
0 0 3
0 0 1
0 1 1



26.10.50. ●●●
Toallero 50
Towel rail 50

0 0 2
0 0 3
0 0 1
0 1 1



26.10.40. ●●●
Toallero 40
Towel rail 40

0 0 2
0 0 3
0 0 1
0 1 1



26.12.01. ●●●
Toallero de pie
Towel stand

0 0 2
0 0 3
0 0 1
0 1 1



26.51.10. ●●●
Estantería toallas
Towel rack

0 0 2
0 0 3
0 0 1
0 1 1



26.20.55. ●●●
Argolla
Towel ring

0 0 2
0 0 3
0 0 1
0 1 1

0 0 2 Cromo / Chrome

0 0 3 Cromo - Oro / Chrome - Gold

0 0 1 Oro / Gold

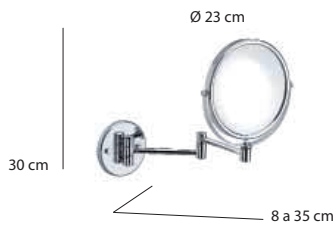
0 1 1 Latón viejo / Old brass

Windsor

2010

CÓDIGO
CODE

ACABADOS
FINISHES



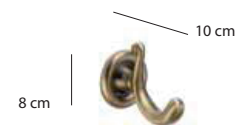
90.81.41. ●●●
Espejo extensible
Two arms wall mirror

0 0 2



90.81.04. ●●●
Espejo sobremesa
Free standing mirror

0 0 2
0 0 3
0 0 1
0 1 1



26.30.01. ●●●
Colgador
Hook

0 0 2
0 0 3
0 0 1
0 1 1




26.30.02. ●●●
Colgador doble
Double hook

0 0 2
0 0 3
0 0 1
0 1 1



26.14.81. ●●●
Portarrollos derecho
Right paper holder

0 0 2
0 0 3
0 0 1
0 1 1



26.40.91. ●●●
Portarrollos c/tapa
Paper holder w/lid

0 0 2
0 0 3
0 0 1
0 1 1

0 0 2 Cromo / Chrome

0 0 3 Cromo - Oro / Chrome - Gold

0 0 1 Oro / Gold

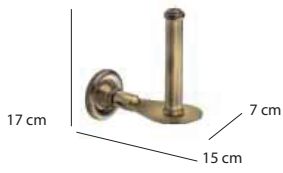
0 1 1 Latón viejo / Old brass

Windsor

2010

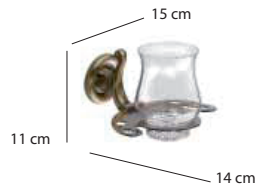
CÓDIGO
CODE

ACABADOS
FINISHES



26.40.43. ●●●
Portarrollos auxiliar
Spare paper holder

0 0 2
0 0 3
0 0 1
0 1 1




26.70.02. ●●●
Portaceillos pared
Wall toothbrush holder

0 0 2
0 0 3
0 0 1
0 1 1



26.60.01. ●●●
Jabonera pared
Wall soap dish

0 0 2
0 0 3
0 0 1
0 1 1



26.78.01. ●●●
Dosificador pared
Wall soap dispenser

0 0 2
0 0 3
0 0 1
0 1 1



26.50.60. ●●●
Repisa 60
Shelf 60

0 0 2
0 0 3
0 0 1
0 1 1



16.51.34. ●●●
Estantería 4 rincón
Wall corner shelving unit 4

0 0 2
0 0 3
0 0 1
0 1 1

0 0 2 Cromo / Chrome

0 0 3 Cromo - Oro / Chrome - Gold

0 0 1 Oro / Gold

0 1 1 Latón viejo / Old brass

Windsor

2010

CÓDIGO
CODE

ACABADOS
FINISHES



16.91.71. ●●●
Carrito rectangular
Trolley

0 0 2
0 0 3
0 0 1
0 1 1



14.70.52. ●●●
Portacepillos
Toothbrush holder

0 0 2
0 0 3
0 1 1



26.60.90. ●●●
Jabonera
Soap dish

0 0 2
0 0 3
0 0 1
0 1 1



14.78.33. ●●●
Dosificador
Soap dispenser

0 0 2
0 0 3
0 0 1
0 1 1



26.94.01. ●●●
Caja Kleenex
Tissue box

0 0 2
0 0 3
0 0 1
0 1 1



26.90.01. ●●●
Escobillero pared
Wall toilet brush holder

0 0 2
0 0 3
0 0 1
0 1 1

0 0 2 Cromo / Chrome

0 0 3 Cromo - Oro / Chrome - Gold

0 0 1 Oro / Gold

0 1 1 Latón viejo / Old brass

Windsor

2010

CÓDIGO
CODE

ACABADOS
FINISHES

ACCESORIOS
ACCESSORIES



26.90.50 . ●●●
Escobillero
Toilet brush holder

0 0 2
0 0 3
0 0 1
0 1 1



14.93.01. ●●●
Papelera
Basket

0 0 2
0 0 3
0 0 1



14.93.50. ●●●
Papelera c/tapa
Basket with lid

0 0 2
0 0 3
0 0 1
0 1 1



16.00.21. ●●●
Aplicque
Wall light

0 0 2



16.01.01. ●●●
Plafón
Ceiling light

0 0 2

0 0 2 Cromo / Chrome

0 0 3 Cromo - Oro / Chrome - Gold

0 0 1 Oro / Gold

0 1 1 Latón viejo / Old brass

2010

CÓDIGO
CODEACABADOS
FINISHES

50006
Cristal jabonera pared
Glass soap dish



50016
Vaso portacepillos pared
Toothbrush holder glass



50097
Recipiente cristal dosificador
Glass soap dispenser container



50098
Cristal carrito rectangular
Trolley glass shelf



50615
Recipiente interior escobillero
Toilet brush holder inner recipient



50052
Cristal plafón
Ceiling light glass

2010

CÓDIGO
CODE

ACABADOS
FINISHES

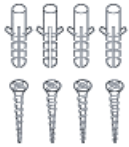


50616
Escobilla pelo plástico
Toilet brush head



14.799. ●●
Bomba dosificador
Soap dispenser pump

0 2
0 3
0 1
1 1



51680
Conjunto tornillos y tacos
Screws and plugs set



16 Dina

Design: Pomd'or

Clásica y atemporal, se adapta a cualquier estilo y lugar.

La expresividad de la elegancia sobria.

Classic and timeless, adaptable to any style and space.

The expression of classical elegance.

Dina

Tecnología, materiales y mantenimiento

Technologies, materials and maintenance



Material base latón

Toalleros, argolla y portarrollos están compuestos por un brazo soporte y tapa embellecedora de latón de $\varnothing 60$ mm unidos por un tubo de latón de $\varnothing 20$ mm. Escobilleros y dosificadores son de tubo de latón. El conjunto mango + tapa de escobilleros, recipientes y tapa papelera son de latón. Las piezas metálicas tienen un recubrimiento electrolítico de Níquel + cromo.

Uso y mantenimiento

Limpiar con un paño suave humedecido en agua y secar con una gamuza, también puede ser un producto específico de limpieza para metales cromados. Para recuperar el brillo termine la limpieza con un paño suave humedecido en alcohol y secar posteriormente. No usar trapos o estropajos abrasivos, detergentes ácidos (lejías, etc) y/o productos de los que desconozca su composición.

Brass based materials

Towel rails, towel ring and paper holders are made with brackets made of brass. The tube used is $\varnothing 20$ mm and the wall base covers are $\varnothing 60$ mm, all of them are made of brass. Toilet brush holders and soap dispensers are made of brass tube. The toilet brush holder set of brush handle and brush cover are made of brass. All metal pieces have gone through an electrolytic nickel and chrome plating process.

Use and maintenance

Cleaning - Use a water damped soft cloth and dry with cotton or chamois drying cloth. Specific cleaning products for chrome plated surfaces can also be used. To obtain a glossy finish, after cleaning you can use a soft piece of cloth damped with alcohol and dry afterwards. Do not use abrasive dishcloths, scrubbers, etc, nor any acid cleaning products (bleach, etc). Do not use cleaning products that you don't know its composition.



16.10.60. ●●●
Toallero 62
Towel rail 62

0 0 2
0 0 3



16.10.46. ●●●
Toallero 46
Towel rail 46

0 0 2
0 0 3



16.10.30. ●●●
Toallero 31
Towel rail 31

0 0 2
0 0 3



16.20.55. ●●●
Argolla
Towel ring

0 0 2
0 0 3



16.51.10. ●●●
Estantería toallas
Towel rack

0 0 2
0 0 3



16.12.01. ●●●
Toallero de pie
Towel stand

0 0 2
0 0 3

Dina

2010

CÓDIGO
CODE

ACABADOS
FINISHES



16.30.01. ●●●
Colgador
Hook

0 0 2
0 0 3



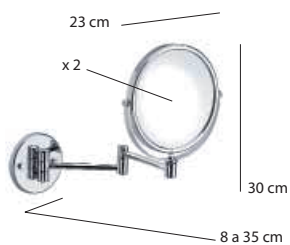
16.30.02. ●●●
Colgador doble
Double hook

0 0 2
0 0 3



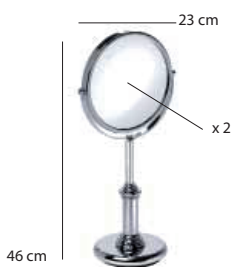
16.40.91. ●●●
Portarrollos c/tapa
Paper holder w/lid

0 0 2
0 0 3



90.81.41. ●●●
Espejo pared extensible
Extensible wall mirror

0 0 2



90.81.04. ●●●
Espejo sobremesa
Free standing mirror

0 0 2
0 0 3



16.51.34. ●●●
Estantería 4 rincón
Wall corner shelving unit 4

0 0 2
0 0 3

0 0 2 Cromo / Chrome

0 0 3 Cromo - Oro / Chrome - Gold

Dina

2010

CÓDIGO
CODE

ACABADOS
FINISHES

ACCESORIOS
ACCESSORIES



16.91.71. ●●●
Carrito
Trolley

0 0 2
0 0 3



16.60.01. ●●●
Jabonera pared
Wall soap dish

0 0 2
0 0 3



16.60.50. ●●●
Jabonera
Soap dish

0 0 2
0 0 3



16.78.31. ●●●
Dosificador
Soap dispenser

0 0 2
0 0 3



16.75.01. ●●●
Pot 1
Pot 1

0 0 2
0 0 3



16.75.02. ●●●
Pot 2
Pot 2

0 0 2
0 0 3

0 0 2 Cromo / Chrome

0 0 3 Cromo - Oro / Chrome - Gold



Ø 12 cm

16.75.04. ●●●
Pot 4
Pot 4

0 0 2
0 0 3



14.94.01. ●●●
Caja Kleenex 1
Tissue box 1

0 0 2
0 0 3



24 cm

14.93.01. ●●●
Papelera
Basket

0 0 2
0 0 3



30 cm

14.93.50. ●●●
Papelera c/tapa
Basket w/lid

0 0 2
0 0 3



Ø 10 cm

16.90.01. ●●●
Escobillero pared
Wall toilet brush holder

0 0 2
0 0 3



Ø 10 cm

16.90.50. ●●●
Escobillero
Toilet brush holder

0 0 2
0 0 3

Dina

2010

CÓDIGO
CODE

ACABADOS
FINISHES

ACCESORIOS
ACCESSORIES



16.00.21. ●●●
Aplique
Wall light

0 0 2

Softone 60W, E-14
Clase I, IP-44



16.01.01. ●●●
Plafón
Ceiling light

0 0 2

0 0 2 Cromo / Chrome

0 0 3 Cromo - Oro / Chrome - Gold

2010

CÓDIGO
CODE

ACABADOS
FINISHES



50036
Cristal estantería
Shelving unit glass



50039
Cristal estantería rincón
Corner shelf glass



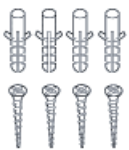
50098
Cristal carrito
Trolley glass



50052
Cristal plafón
Ceiling light glass



50020
Recipiente interior escobillero
Toilet brush inner recipient



51680
Conjunto tornillos y tacos (4+4)
Screws and plugs set (4+4)

2010

CÓDIGO
CODE

ACABADOS
FINISHES



50616
Escobilla pelo plástico
Toilet brush head



50301 (Cromo / Chrome)
Soporte cristal estanterías y carrito
Bracket for glass

51402 (Cromo - Oro / Chrome - Gold)
Soporte cristal estanterías y carrito
Bracket for glass



14.799. ●●
Bomba dosificador
Soap dispenser pump

0 2
0 3



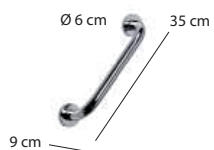
Easy living complements

Asideros/Grab bars

2010

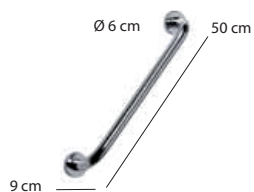
CÓDIGO
CODE

ACABADOS
FINISHES



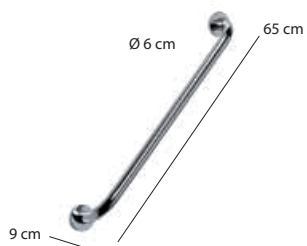
14.05.35. ●●●
Asidero 1
Grab bar 1

0 0 2



14.05.50. ●●●
Asidero 2
Grab bar 2

0 0 2



14.05.65. ●●●
Asidero 3
Grab bar 3

0 0 2



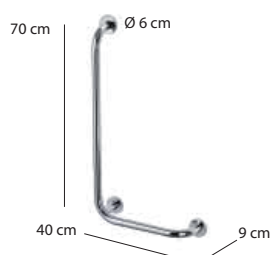
14.05.80. ●●●
Asidero 4
Grab bar 4

0 0 2



14.05.01. ●●●
Asidero 5
Grab bar 5

0 0 2



14.05.02. ●●●
Asidero 6
Grab bar 6

0 0 2

0 0 2 Cromo / Chrome

Asideros/Grab bars

2010


CÓDIGO
CODE

ACABADOS
FINISHES



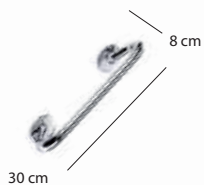
14.05.05. ●●●
Asidero 9
Grab bar 9

0 0 2



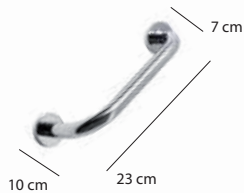
36.05.35. ●●●
Asidero Kubic
Grab bar Kubic

0 0 2



31.05.30. ●●●
Asidero Barcelona
Grab bar Barcelona

0 0 2



34.05.27. ●●●
Asidero Ona
Grab bar Ona

0 0 2

0 0 2 Cromo / Chrome

Asientos/Shower seats

2010

CÓDIGO
CODE

ACABADOS
FINISHES



14.92.30. ●●●
Banqueta ducha
Shower wall seat

0 0 2

(90 kg máx.)

EASY LIVING COMPLEMENTS
EASY LIVING COMPLEMENTS


0 0 2 Cromo / Chrome

Papeleras/Waste bin

2010

CÓDIGO
CODE

ACABADOS
FINISHES



14.93.01. ●●●
Papelera Windsor
Basket Windsor

0 0 2
0 0 1
0 0 3



14.93.50. ●●●
Papelera c/tapa Windsor
Basket w/lid Windsor

0 0 2
0 0 1
0 0 3
0 1 1



31.93.50. ●●●
Papelera c/tapa Barcelona
Basket w/lid Barcelona

0 8 1



36.93.50. ●●●
Papelera c/tapa Kubic
Basket w/lid Kubic

0 0 2



42.93.50. ●●●
Papelera c/tapa K-2
Basket w/lid K-2

2 5 4

EASY LIVING COMPLEMENTS
EASY LIVING COMPLEMENTS

0 0 2 Cromo / Chrome 0 0 1 Oro / Gold

0 0 3 Cromo - Oro / Chrome - Gold

0 1 1 Latón viejo / Old brass

0 8 1 Cromo - Cristal satinado / Chrome - Matt glass

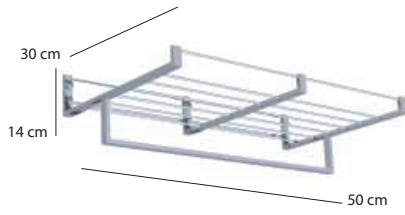
2 5 4 Wengué - Cromo / Wenge - Chrome

Cestas/Baskets

2010

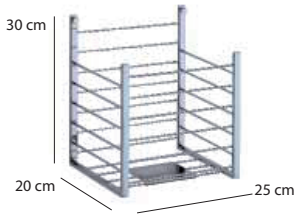
CÓDIGO
CODE

ACABADOS
FINISHES



14.51.10. ●●●
Esteria toallas
Towel rack

0 0 2



14.32.01. ●●●
Cesta toallas 1
Towel basket 1

0 0 2



14.32.02. ●●●
Cesta toallas 2
Towel tray 2

0 0 2

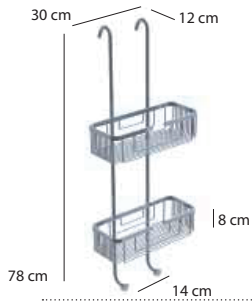
EASY LIVING COMPLEMENTS
EASY LIVING COMPLEMENTS

Jaboneras de ducha/Shower baskets

2010

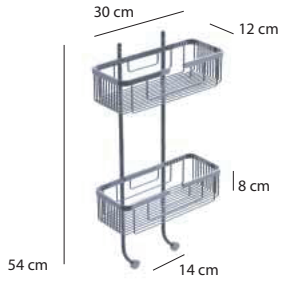
CÓDIGO
CODE

ACABADOS
FINISHES



14.60.01. ●●●
Set Jaboneras ducha
Shower basket set

0 0 2




14.60.02. ●●●
Set jaboneras pared
Wall basket set

0 0 2




14.60.03. ●●●
Set Jaboneras ducha
Shower basket set

0 0 2



14.60.21. ●●●
Jabonera rejilla 1
Soap basket 1

0 0 2



14.60.22. ●●●
Jabonera rejilla 2
Soap basket 2

0 0 2



14.60.23. ●●●
Jabonera 1
Soap tray 1

0 0 2

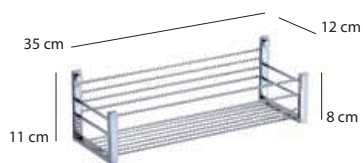
0 0 2 Cromo / Chrome

Jaboneras de ducha/Shower baskets

2010


CÓDIGO
CODE

ACABADOS
FINISHES



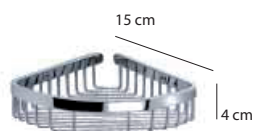
14.60.24. ●●●
Jabonera 2
Soap tray 2

0 0 2



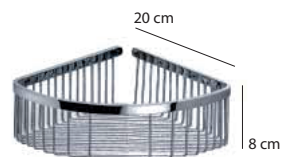
14.60.25. ●●●
Jabonera 3
Soap tray 3

0 0 2



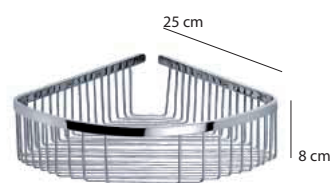
14.60.31. ●●●
Jabonera rincón rejilla 1
Corner soap basket 1

0 0 2




14.60.32. ●●●
Jabonera rincón rejilla 2
Corner soap basket 2

0 0 2



14.60.33. ●●●
Jabonera rincón rejilla 3
Corner soap basket 3

0 0 2



14.60.34. ●●●
Jabonera rincón rejilla 4
Corner soap basket 4

0 0 2


0 0 2 Cromo / Chrome

Jaboneras de ducha/Shower baskets

2010

CÓDIGO
CODE

ACABADOS
FINISHES



14.60.35. ●●●
Jabonera rincón 4
Corner Soap tray 4

0 0 2




47.60.20. ●●●
Jabonera baño Micra
Bath soap tray Micra

0 0 2




41.60.20. ●●●
Jabonera baño Ona
Bath soap tray Ona

0 0 2



38.60.10. ●●●
Jabonera ducha Metric
Shower soap tray Metric

0 0 2



38.60.20. ●●●
Jabonera baño Metric
Bath soap tray Metric

0 0 2
0 2 1



38.60.30. ●●●
Jabonera baño Metric
Bath soap tray Metric

0 0 2

0 0 2

Cromo / Chrome

0 2 1

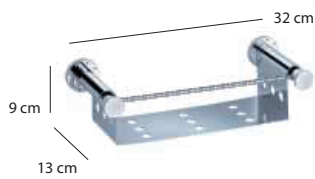
Inox / Stainless steel

Jaboneras de ducha/Shower baskets

2010

CÓDIGO
CODE

ACABADOS
FINISHES




36.60.20. ●●●
Jabonera baño Kubic
Bath soap tray Kubic

0 0 2



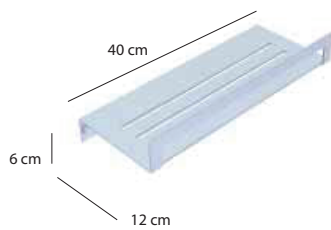
49.60.20. ●●●
Jabonera baño Urban
Bath soap tray Urban

0 0 2



75.60.20. ●●●
Jabonera baño Mar
Bath soap basket Mar

0 0 2



44.60.20. ●●●
Jabonera baño Ten
Wall soap tray Ten

0 0 2

Espejos de aumento/Magnifying mirrors

2010

CÓDIGO
CODE

ACABADOS
FINISHES



90.81.04. ●●●
Espejo Windsor
Windsor mirror

0 0 2
0 0 3
0 0 1
0 1 1

x3



90.81.08. ●●●
Mira espejo redondo
Mira round mirror

0 0 2

x3



90.81.09. ●●●
Mira espejo rectangular
Mira rectangular mirror

0 0 2

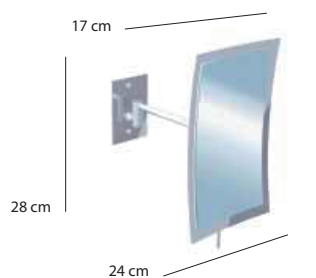
x3



90.81.50. ●●●
Mira espejo mural redondo
Mira wall round mirror

0 0 2

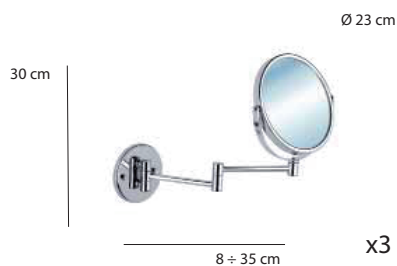
x3



90.81.51. ●●●
Mira espejo mural rectangular
Mira wall rectangular mirror

0 0 2

x3



90.81.41. ●●●
Espejo mural extensible
Extendible wall mirror 7

0 0 2

x3

0 0 2

Cromo / Chrome

0 0 3

Cromo - Oro / Chrome - Gold

0 0 1

Oro / Gold

0 1 1

Latón viejo / Old brass

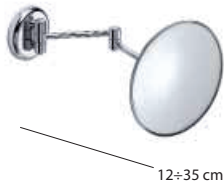
Espejos de aumento/Magnifying mirrors

2010

CÓDIGO
CODE

ACABADOS
FINISHES

Ø 21 cm

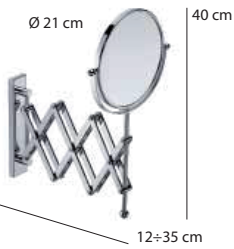


12÷35 cm

90.81.52. ●●●
Espejo mural 1
Wall mirror 1

0 0 2

x3



Ø 21 cm

40 cm

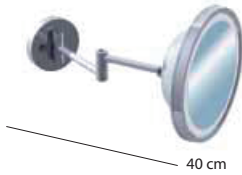
12÷35 cm

90.81.53. ●●●
Espejo mural 2
Wall mirror 2

0 0 2

x3

Ø 22,5 cm



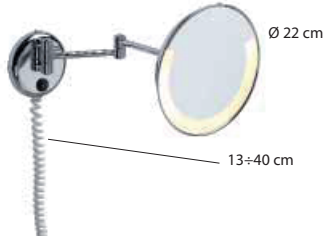
40 cm

90.82.41. ●●●
Espejo mural extensible c/luz
Wall mirror w/light

0 0 2

x3

2x10W, E14
Clas. I IP-30



Ø 22 cm

13÷40 cm

90.82.50. ●●●
Espejo mural c/luz 3
Wall mirror w/light 3

0 0 2

x3

10 ÷ 40 cm



Ø24 cm

LED 3X1 - 2W
CLAS. I IP30

x3

90.82.51. ●●●
Espejo mural c/luz led 4
Wall mirror led 4

0 0 2



12 ÷ 35 cm

23 cm

23 cm

LED 4X1 - 2W
CLAS. I IP30

x3

90.82.52. ●●●
Espejo mural c/luz led 5
Wall mirror led 5

0 0 2

0 0 2 Cromo / Chrome

Vanity complements

2010


CÓDIGO
CODE

ACABADOS
FINISHES



75.60.50. ●●●
Jabonera Mar
Soap dish Mar

0 0 2



49.60.50. ●●●
Jabonera Urban
Soap dish Urban

0 0 2 NE
0 0 2 TR



48.60.50. ●●●
Jabonera Jack
Soap dish Jack

0 0 2



47.60.50. ●●●
Jabonera Micra
Soap dish Micra

0 0 2



44.60.50. ●●●
Jabonera Ten
Soap dish Ten

0 0 2



42.60.50. ●●●
Jabonera K-2
Soap dish K-2

2 5 4

0 0 2 Cromo / Chrome 0 0 2 NE
2 5 4 Wengué - Cromo / Wenge - Chrome

0 0 2 TR

Vanity complements

2010

CÓDIGO
CODE

ACABADOS
FINISHES




41.60.50. ●●●
Jabonera Ona
Soap dish Ona

0 0 2




38.60.51. ●●●
Jabonera Metric
Soap dish Metric

0 0 2



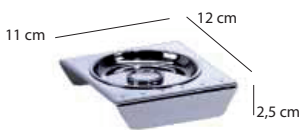
38.60.51. ●●●
Jabonera Metric Inox
Soap dish Metric Inox

0 2 1



37.60.50. ●●●
Jabonera Iside
Soap dish Iside

0 0 2



36.60.50. ●●●
Jabonera Kubic
Soap dish Kubic

0 0 2

Ø 12 cm



31.60.51. ●●●
Jabonera Barcelona
Soap dish Barcelona

0 8 1

0 0 2 Cromo / Chrome

0 2 1 Inox / Stainless steel

0 8 1 Cromo - Cristal satinado / Chrome - Matt glass

Vanity complements

2010

CÓDIGO
CODE

ACABADOS
FINISHES



31.60.50. ●●●
Jabonera Barcelona
Soap dish Barcelona

0 0 2



26.60.90. ●●●
Jabonera Windsor
Soap dish Windsor

0 0 2
0 0 3
0 0 1
0 1 1



16.60.50. ●●●
Jabonera Dina
Soap dish Dina

0 0 2
0 0 3



75.78.31. ●●●
Dosificador Mar
Soap dispenser Mar

0 0 2



49.78.31. ●●●
Dosificador Urban
Soap dispenser Urban

0 0 2



48.78.31. ●●●
Dosificador Jack
Soap dispenser Jack

0 0 2

0 0 2 Cromo / Chrome

0 0 3 Cromo - Oro / Chrome - Gold

0 0 1 Oro / Gold

0 1 1 Latón viejo / Old brass

Vanity complements

2010

CÓDIGO
CODE

ACABADOS
FINISHES



47.78.32. ●●●
Dosificador Micra
Soap dispenser Micra

0 0 2



44.78.31. ●●●
Dosificador Ten
Soap dispenser Ten

0 0 2



42.78.31. ●●●
Dosificador 1 K-2
Soap dispenser 1 K-2

2 5 4



42.78.32. ●●●
Dosificador 2 K-2
Soap dispenser 2 K-2

2 5 4



41.78.32. ●●●
Dosificador Ona
Soap dispenser Ona

0 0 2



38.78.31. ●●●
Dosificador Metric
Soap dispenser Metric

0 0 2
0 2 1

0 0 2 Cromo / Chrome

0 2 1 Inox / Stainless steel

2 5 4 Wengué - Cromo / Wenge - Chrome

Vanity complements

2010

CÓDIGO
CODE

ACABADOS
FINISHES



160 ml

37.78.31. ●●●
Dosificador Iside
Soap dispenser Iside

0 0 2
2 4 6



125 ml

36.78.31. ●●●
Dosificador 1 Kubic
Soap dispenser 1 Kubic

0 0 2



250 ml

36.78.32. ●●●
Dosificador 2 Kubic
Soap dispenser 2 Kubic

0 0 2



170 ml

31.78.31. ●●●
Dosificador Barcelona
Soap dispenser Barcelona

0 8 1



150 ml

16.78.31. ●●●
Dosificador Dina
Soap dispenser Dina

0 0 2
0 0 3



150 ml

14.78.33. ●●●
Dosificador Windsor
Soap dispenser Windsor

0 0 2
0 0 3
0 0 1
0 1 1

0 0 2 Cromo / Chrome 0 0 3 Cromo - Oro / Chrome - Gold 0 0 1 Oro / Gold 0 1 1 Latón viejo / Old brass
2 4 6 Wengué - Cromo / Wenge - Chrome 0 8 1 Cromo - Cristal satinado / Chrome - Matt glass

Vanity complements

2010

CÓDIGO
CODE

ACABADOS
FINISHES




14.78.34. ●●●
Dosificador Dama
Soap dispenser Dama

0 8 1




75.70.50. ●●●
Portacepillos Mar
Toothbrush holder Mar

0 0 2



49.70.50. ●●●
Portacepillos Urban
Toothbrush holder Urban

0 0 2



48.70.50. ●●●
Portacepillos Jack
Toothbrush holder Jack

0 0 2



47.70.50. ●●●
Portacepillos Micra
Toothbrush holder Micra

0 0 2



44.70.50. ●●●
Portacepillos Ten
Toothbrush holder Ten

0 0 2

0 0 2 Cromo / Chrome 0 8 1 Cromo - Cristal satinado / Chrome - Matt glass

Vanity complements

2010

CÓDIGO
CODE

ACABADOS
FINISHES



42.70.50. ●●●
Portacepillos K-2
Toothbrush holder K-2

2 5 4



41.70.50. ●●●
Portacepillos Ona
Toothbrush holder Ona

0 0 2



38.70.50. ●●●
Portacepillos Metric
Toothbrush holder Metric

0 0 2
0 2 1



37.70.51. ●●●
Portacepillos Iside madera
Wooden toothbrush holder Iside

2 4 6



37.70.50. ●●●
Portacepillos Iside
Toothbrush holder Iside

0 0 2



36.70.50. ●●●
Portacepillos 1 Kubic
Toothbrush holder 1 Kubic

0 0 2

0 0 2
2 5 4

Cromo / Chrome

0 2 1

Inox / Stainless steel

2 4 6

Wengué - Cromo / Wenge - Chrome

Wengué - Cromo / Wenge - Chrome

Vanity complements

2010

CÓDIGO
CODE

ACABADOS
FINISHES



36.70.52. ●●●
Portacepillos 3 Kubic
Toothbrush holder 3 Kubic

0 0 2



31.70.50. ●●●
Portacepillos Barcelona
Toothbrush holder Barcelona

0 8 1



14.70.52. ●●●
Portacepillos Windsor
Toothbrush holder Windsor

0 0 2
0 0 3
0 1 1



38.75.02. ●●●
Pot 2 Metric
Pot 2 Metric

0 0 2



38.75.03. ●●●
Pot 3 Metric
Pot 3 Metric

0 0 2



37.75.01. ●●●
Pot 1 Iside
Pot 1 Iside

0 0 2

0 0 2 Cromo / Chrome

0 8 1 Cromo - Cristal satinado / Chrome - Matt glass

0 5 0 Cristal / Glass

0 0 3 Cromo - Oro / Chrome - Gold

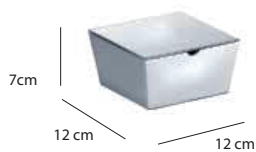
0 1 1 Latón viejo / Old brass

Vanity complements

2010

CÓDIGO
CODE

ACABADOS
FINISHES



37.75.02. ●●●
Pot 2 lside
Pot 1 lside

0 0 2



37.75.11. ●●●
Pot 1 madera lside
Wooden pot 1 lside

2 4 6



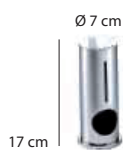
36.75.01. ●●●
Pot 1 Kubic
Pot 1 Kubic

0 0 2



36.75.02. ●●●
Pot 2 Kubic
Pot 2 Kubic

0 0 2



36.75.07. ●●●
Pot discos algodón Kubic
D-make up cotton dispenser Kubic

0 0 2



16.75.01. ●●●
Pot 1 Dina
Pot1 Dina

0 0 2
0 0 3

EASY LIVING COMPLEMENTS
EASY LIVING COMPLEMENTS

0 0 2 Cromo / Chrome

2 4 6 Wengué - Cromo / Wenge - Chrome

Vanity complements

2010

CÓDIGO
CODE

ACABADOS
FINISHES



16.75.02. ●●●
Pot 2 Dina
Pot 2 Dina

0 0 2
0 0 3



16.75.04. ●●●
Pot 4 Dina
Pot 4 Dina

0 0 2
0 0 3



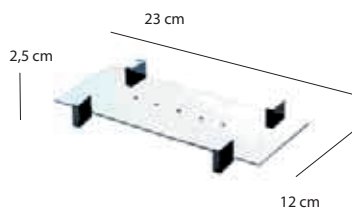
37.97.01. ●●●
Bandeja Iside
Tray Iside

0 0 2



37.97.02. ●●●
Bandeja Iside madera
Wooden tray Iside

2 4 6



36.97.01. ●●●
Bandeja Kubic
Tray Kubic

0 0 2



42.94.01. ●●●
Caja Kleenex K-2
Tissue box K-2

2 5 4

0 0 2 Cromo / Chrome

0 0 3 Cromo - Oro / Chrome - Gold


2 4 6 Wengué - Cromo / Wenge - Chrome

Vanity complements

2010


CÓDIGO
CODE

ACABADOS
FINISHES



36.94.01. ●●●
Caja Kleenex Kubic
Tissue box Kubic

0 0 2



26.94.01. ●●●
Caja Kleenex Windsor
Tissue box Windsor

0 0 2
0 0 3
0 0 1
0 1 1



14.94.01. ●●●
Caja Kleenex 1
Tissue box 1

0 0 2
0 0 3
0 0 1



14.94.02. ●●●
Caja Kleenex 2
Tissue box 2

0 0 2



14.94.03. ●●●
Caja Kleenex 3
Tissue box 3

0 0 2



14.94.47. ●●●
Caja Kleenex Boutique 1
Tissue box Boutique 1

0 0 2

0 0 2 Cromo / Chrome 0 0 3
2 5 4 Wengué - Cromo / Wenge - Chrome


d l o 0 0 1 m o r l d l c o 0 1 1 r - o o m o r C s s a r b d l o / o j e i

Vanity complements

2010

CÓDIGO
CODE

ACABADOS
FINISHES



14.94.91. ●●●
Caja Kleenex 2 pared
Wall tissue box 2

0 0 2

0 0 2 Cromo / Chrome

Portátiles/Stand

2010

CÓDIGO
CODE

ACABADOS
FINISHES



42.12.01. ●●●
Toallero de pie K-2
Towel stand K-2

2 5 4



42.19.01. ●●●
Portátil wc K-2
Toilet set K-2

2 5 4



42.31.01. ●●●
Colgador de pie K-2
Robe hanger K-2

2 5 4



38.19.01. ●●●
Portátil Metric
Toilet set Metric

0 0 2



36.12.01. ●●●
Toallero de pie Kubic
Towel stand Kubic

0 0 2



36.19.01. ●●●
Portátil 1 Kubic
Toilet set 1 Kubic

0 0 2

0 0 2 Cromo / Chrome

2 5 4 Wengué - Cromo / Wenge - Chrome

Portátiles/Stands

2010


CÓDIGO
CODE

ACABADOS
FINISHES



36.19.02. ●●●
Portátil 2 Kubic
Toilet set 2 Kubic

0 0 2



36.31.01. ●●●
Colgador de pie Kubic
Robe hanger Kubic

0 0 2



35.12.01. ●●●
Toallero de pie Barcelona
Towel stand Barcelona

0 0 2



26.12.01. ●●●
Toallero de pie Windsor
Towel stand Windsor

0 0 2
0 0 3
0 0 1
0 1 1



16.12.01. ●●●
Toallero de pie Dina
Towel stand Dina

0 0 2
0 0 3

0 0 2 Cromo / Chrome

0 0 3 Cromo - Oro / Chrome - Gold

0 0 1 Oro / Gold

0 1 1 Latón viejo / Old brass



Mobiliario con lavabo

Furniture with washbasin



55 Concert

Design: Bruna Rapisarda

Austeridad y clasicismo, lacados en blanco y negro, maderas naturales de ébano y tino, el neo-barroco del oro y la plata.

La exigencia del clasicismo más contemporáneo.

Austerity and classicism, white and black lacquers, ebony and tino natural woods, the neo-baroque of gold and silver.

The exigency of the contemporary classicism.

Concert

Tecnología y materiales

Technologies and materials



Lavabos

Se fabrican en dos materiales: cerámica y resina “velvet”. El “velvet” se caracteriza por tratarse de un material no poroso, compuesto en gran parte de trihidrato de aluminio, que le confiere alta dureza y tacto suave (cálido). Material NO tóxico, altamente higiénico y de fácil limpieza.

Los lavabos negros están fabricados también en “velvet” con un tratamiento de color que le confiere el aspecto particular de un negro mate-brillante. Debido a este tratamiento es necesario un cuidado particular, en cuanto a golpes y rayaduras (ver consejos para el mantenimiento).

Madera

Las estructuras de muebles y armarios están fabricados en madera MDF de 28mm. El sobre encimera está fabricado en madera MDF hidrófugo de 30mm.

Las estructuras de cajones son de madera MDF de 12mm y los frentes de cajones y puertas son de paneles de MDF 18 mm de espesor.

Barnizado

Los cuerpos y cajones interiores están lacados con laca acrílica en blanco o negro.

Las puertas y frente cajón exteriores están acabados en chapa natural de tino o ébano, o chapado con finas hojas metálicas de efecto oro o plata, y barnizado con barniz poliuretánico.

Cajones

Cajones sin tiradores con mecanismo de extracción del tipo “TIP ON” que con una ligera presión, se abre expulsado suavemente sobre sus guías ocultas.

El cierre se efectúa también con una ligera presión sobre el frente hasta el enclavamiento del mecanismo, con cierre suave del cajón.

Regulación de cajones: Ajuste de la presión de apertura y cierre, y de la inclinación del frente cajón sin necesidad de herramientas. Seguro antidesenganche.

Banqueta

Están fabricadas con madera natural de contrachapado de abedul de 18 mm.

Puertas (Según modelo)

- Las bisagras son metálicas, niqueladas y regulables.
- Puerta con guías deslizantes metálicas.

Sujeción pared

Anclajes no visibles, con regulación interna para muebles y armarios suspendidos.

Partes metálicas vistas

Zócalos, remates y fondo de armario metálico, de acero inoxidable de alta calidad (AISI 304 pulido a espejo) fijado sobre base de madera.

Espejos

Los marcos de los espejos están realizados en madera MDF de 40mm rebajado convenientemente, según perfil particular de la colección, y chapados en madera natural de Tino o Ébano, o con finas láminas metálicas de efecto oro o plata, y barnizado con barniz poliuretánico. El espejo mural y el frontal del armario están fabricados en cristal plateado de 4mm. El espejo del armario tiene los cantos biselados a 17°.

Concert

Tecnología y materiales

Technologies and materials



Washbasin

Washbasins are made of Porcelaine and "velvet" synthetic resin. "velvet" synthetic resin is a non porous material made of aluminium trihidrate that provides hardness and soft feel. Non toxic material, highly hygienic and easy to clean.

Black washbasins are made of "Velvet" with a special colour treatment to obtain satin/shiny black finish. Due to this special colour treatment, special attention to prevent scratching is required.

Wood

The furniture unit structures, wall cabinets are made of MDF 28mm thickness; the countertop is made of waterproof MDF 30mm thickness. Drawers structures are made of MDF 12mm thickness, and the drawer front pannel and cabinet doors are made of MDF 18mm thickness.

Varnish

The inside of the furniture units bodies and drawers have been lacquered with acrylic white or black lacquer.

Cabinet doors and drawers front pannels are veneered with natural ebony, tinoe, gold and silver leaf, all of them varnished with polyurethane varnish.

Drawers

Drawers are with no hanger but with a "TIP ON" mechanism that opens and closes with a soft pressure to the front drawer pannel.

Drawers front pannels can be leveled, "TIP ON" open/close pressure. Includes adjusting and de-anchorage blocking mechanism. Both operations can be done without tools.

Stool

Stool is made with laminated natural birch 18mm thickness.

Doors (As per model)

-Metallic nickel plated hinges have a height leveler device and provide 135° door opening angle.

Wall anchorage

Non visible wall anchorage system located inside the furniture unit and cabinets have a leveler device.

Metallic parts

Metallic parts at sight are made of high quality stainless steel (AISI 304 finished in shiny polish) fixed to MDF wood furniture.

Mirrors

Mirror frames are made of MDF wood 40mm thickness, to match the design of the collection. They can be veneered with natural Ebony, Tinoe, Gold and Silver leaf, all of them varnished with polyurethane varnish.

The wall mirror and the front mirror of the cabinet door are made of silver plated 4mm thick glass. The front mirror of the cabinet is finished with 17° scarfed edges



Apertura/Cierre automático

Open/Close automatic

Concert

Instrucciones de limpieza y mantenimiento

Maintenance and cleaning instructions

Para la limpieza diaria es suficiente usar un paño suave humedecido en agua, frotando en la dirección de la veta.

Secar con un paño de algodón o con una gamuza.

Para manchas resistentes, puede limpiarlas con un paño humedecido en un gel limpiador neutro recomendado para madera, frotando suavemente.

Artículos de madera

Evitar el encharcamiento de agua directa sobre el mueble, en caso de que suceda, secar rápidamente y mantener la superficie seca. Se aconseja no usar trapos ni estropajos abrasivos, detergentes ácidos y/o productos que desconozca su composición, principalmente en las superficies barnizadas.

For daily cleaning use a slightly dampened piece of cloth, scrub on the same direction of the wood grain.

Dry afterwards with a soft cotton cloth or chamois.

For stains use a soft piece of cloth dampened with specific wood cleaning neutral soap gel and scrub gently.


Wood articles

Do not apply water directly to the furniture unit. If so, dry out the area immediately.

We recommend not to use abrasive cloth, fabrics or acid detergents. Do not use cleaning products with unknown components in varnished surfaces.

Concert

Acabados y colores
Finishes and colours




2 7 6

Blanco - Plata / White - Silver




2 6 9

Negro - Ébano / Black - Ebony



2 7 5

Negro - Oro / Black - Gold



2 7 9

Negro - Plata / Black - Silver



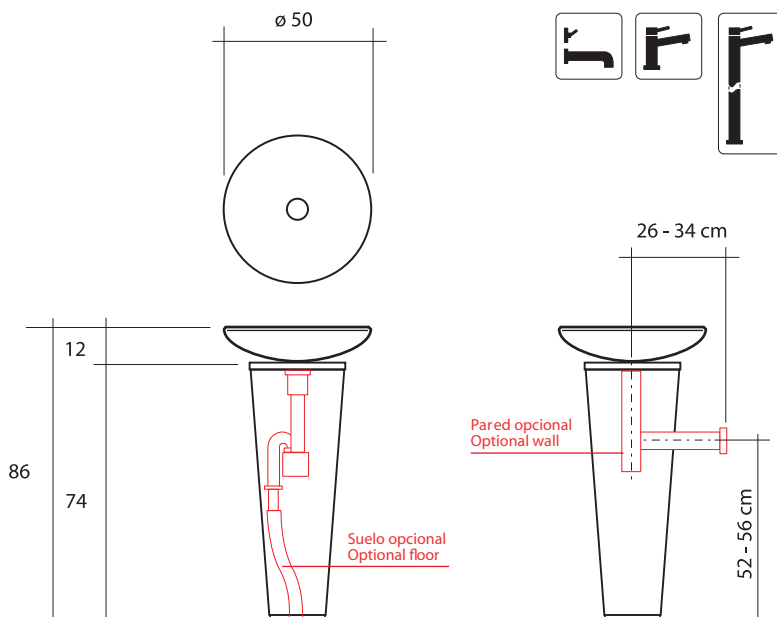

2 4 6

Wengué / Wenge

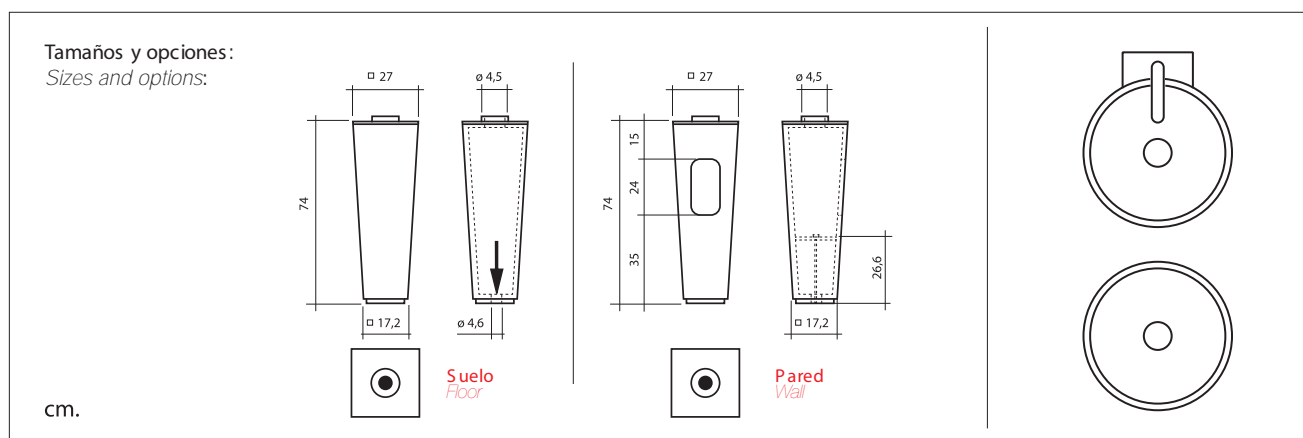


2 5 8

Ébano / Ebony



MOBILIARIO CON LAVABO
FURNITURE WITH WASHBASIN



51.55.48.304
Rondo lavabo cerámica blanco
Rondo white ceramic washbasin



51.55.48.317
Rondo lavabo blanco
Rondo white washbasin



51.55.48.318
Rondo lavabo negro
Rondo black washbasin



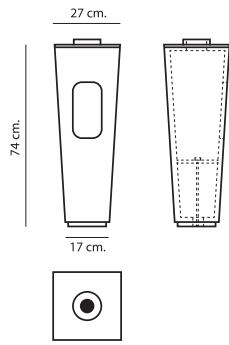


- A 55.80.01.258
- B 51.55.48.318
- C 55.54.05.269
- D 55.58.01.020
55.65.02.258

* Sifón y válvula no incluidos / Drain and valve not included

2010	CÓDIGO CODE	PESO WEIGHT	ACABADOS FINISHES
------	-------------	-------------	-------------------

Mural Wall



55.65.02. ●●●
Columna desagüe mural
Wall drain system column

±15Kg

2 5 8
2 4 6

59.59.00. ●●●
Sifón 00
Wall Trap 00

±1,6Kg

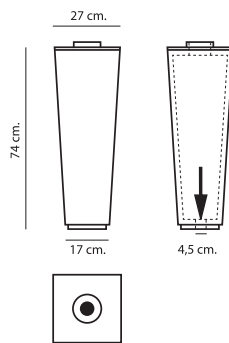
0 0 2

59.47.70. ●●●
Válvula 70 mm
Valve 70 mm

±0,4Kg

0 0 2

Suelo Floor



55.65.03. ●●●
Columna desagüe suelo
Floor drain system column

±15Kg

2 5 8
2 4 6

59.59.01. ●●●
Sifón 01
Floor Trap 01

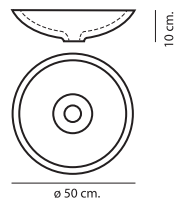
±1,5Kg

0 0 2

59.47.70. ●●●
Válvula 70 mm
Valve 70 mm

±0,4Kg

0 0 2



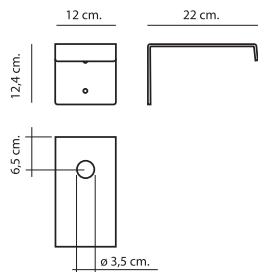
51.55.48. ●●●
Rondo lavabo
Rondo washbasin

±14Kg

±10Kg

±10Kg

3 0 4
3 1 7
3 1 8



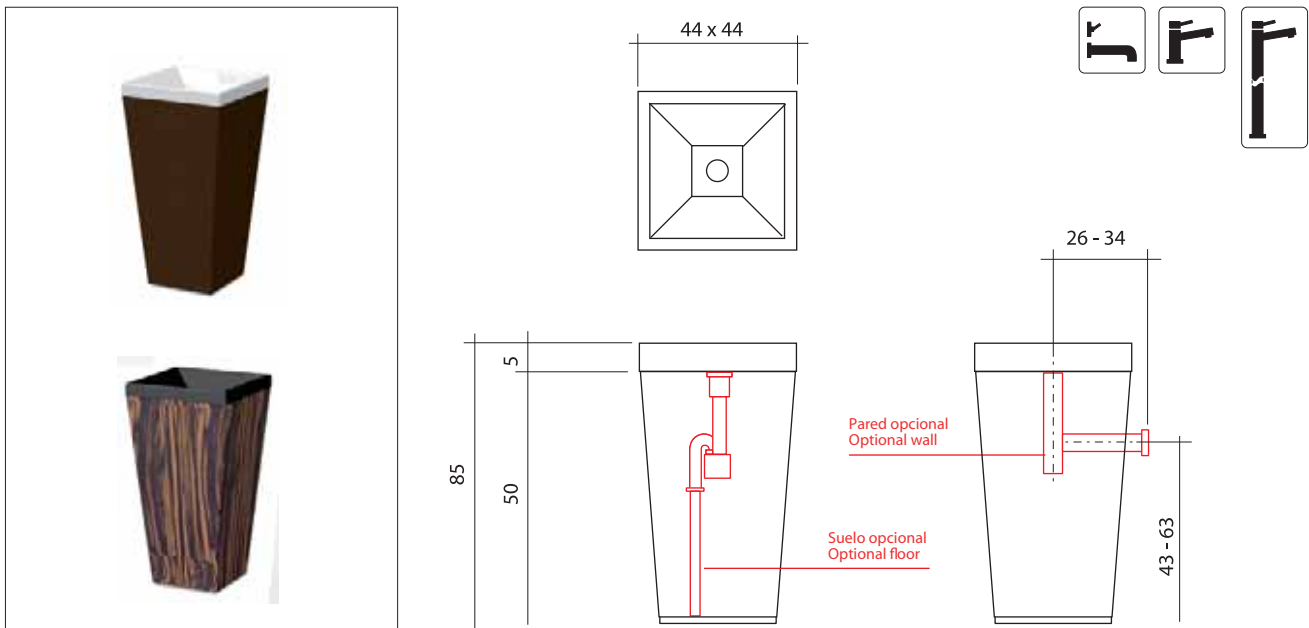
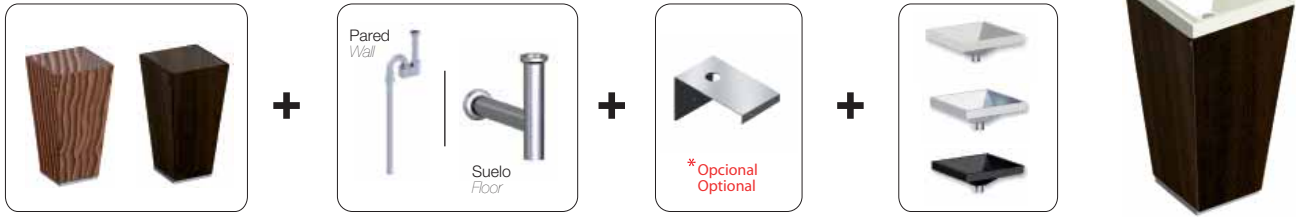
55.58.01.020
Soporte pared grifería SM
Wall faucet support

±1,6Kg

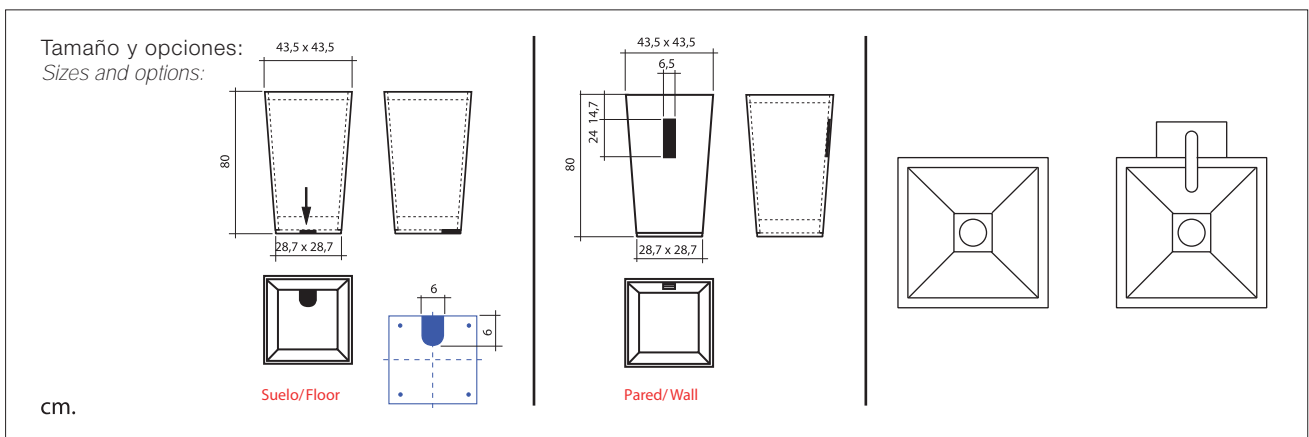
Inox.

- Ébano / Ebony
- Cerámica blanca / White ceramic
- Blanco / White
- 2 4 6 Wengué / Wenge
- 0 0 2 Cromo / Chrome

MOBILIARIO CON LAVABO
FURNITURE WITH WASHBASIN



MOBILIARIO CON LAVABO
FURNITURE WITH WASHBASIN



51.55.44.304
Lavabo cerámica blanco 44x44
White ceramic washbasin 44x44



51.55.50.317
Lavabo blanco 44x44
White washbasin 44x44



51.55.50.318
Lavabo negro 44x44
Black washbasin 44x44



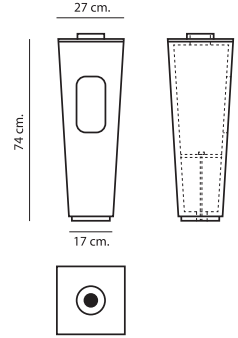


- A 55.80.01.246
- B 51.55.44.304
- C 55.65.01.246

* Sifón y válvula no incluidos / Drain and valve not included

2010	CÓDIGO CODE	PESO WEIGHT	ACABADOS FINISHES
------	-------------	-------------	-------------------

Mural
Wall



55.65.01. ●●●
Columna desagüe mural
Wall drain system column

±24Kg

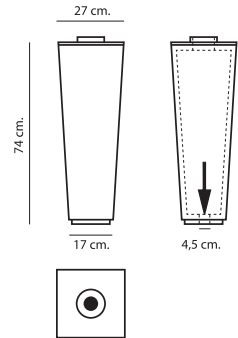
2 5 8
2 4 6

59.59.00. ●●●
Sifón 00
Wall Trap 00

±1,6Kg

0 0 2

Suelo
Floor



55.65.04. ●●●
Columna desagüe suelo
Floor drain system column

±24Kg


2 5 8
2 4 6

59.59.05. ●●●
Sifón 05
Floor Trap 05

±1,5Kg

0 0 2

Válvula incluida
Valve included



55 cm. ○

51.55.44. ●●●
Lavabo 44 x 44 cm
Washbasin 44 x 44 cm

±11Kg

3 0 4



30 cm. □

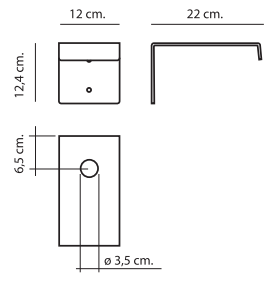
51.55.50. ●●●
Lavabo 44 x 44 cm
Washbasin 44 x 44 cm

±11Kg

3 1 7
3 1 8



30 cm. □



55.58.02.020
Soporte pared grifería SM
Wall faucet support

±1,6Kg

Inox.

- 2 5 8 Ébano / Ebony
- 2 4 6 Wengué / Wenge
- 0 0 2 Cromo / Chrome
- 3 0 4 Cerámica blanca / White ceramic
- 3 1 7 Blanco / White
- 3 1 8 Negro / Black

MOBILIARIO CON LAVABO
FURNITURE WITH WASHBASIN



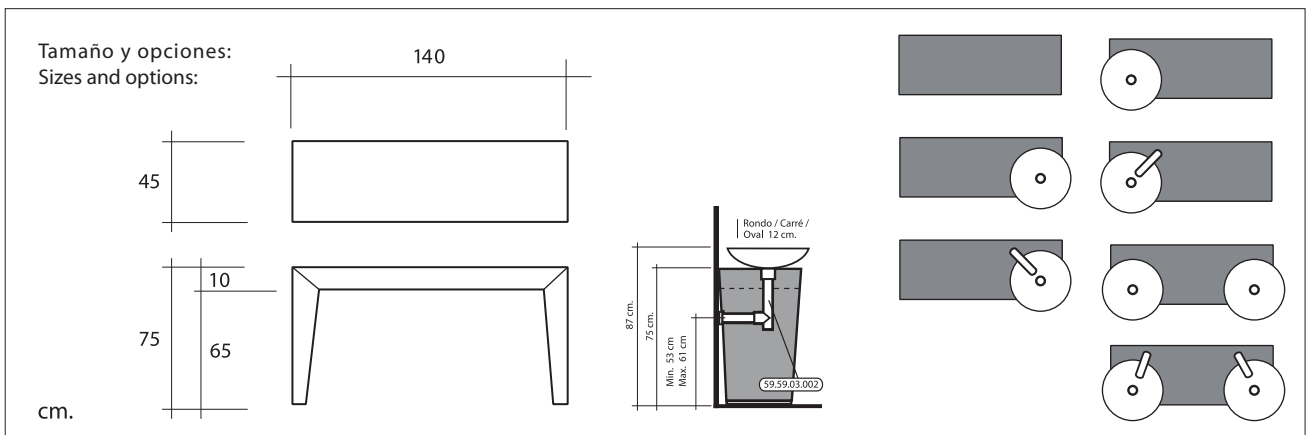
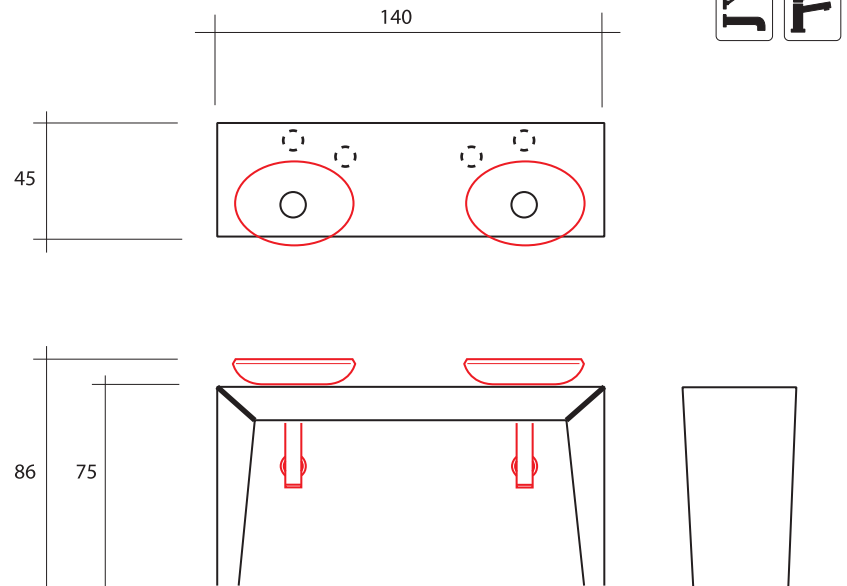
+



+



+



51.55.48.304
Rondo lavabo cerámica blanco
Rondo white ceramic washbasin

51.55.47.317
Carré lavabo blanco
Carré white washbasin

51.55.46.317
Oval lavabo blanco
Oval white washbasin

51.55.48.317
Rondo lavabo blanco
Rondo white washbasin

51.55.47.318
Carré lavabo negro
Carré black washbasin

51.55.46.318
Oval lavabo negro
Oval black washbasin

51.55.48.318
Rondo lavabo negro
Rondo black washbasin





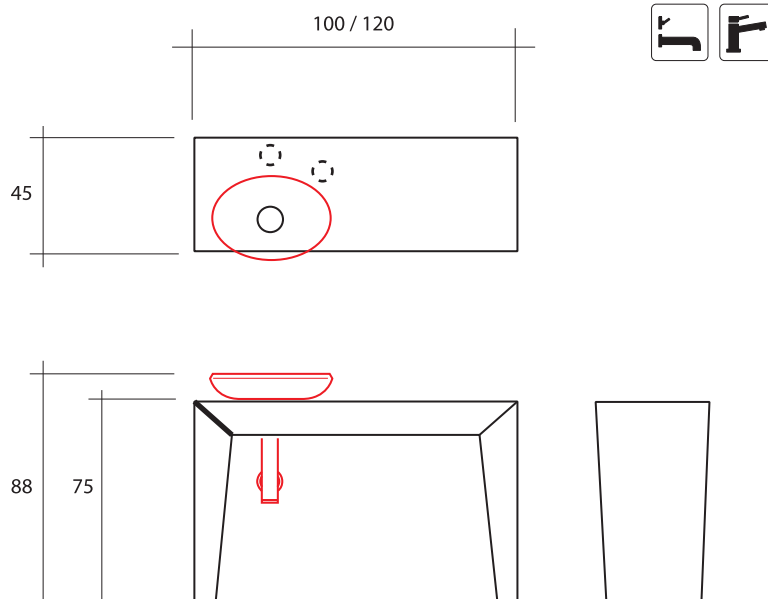
+



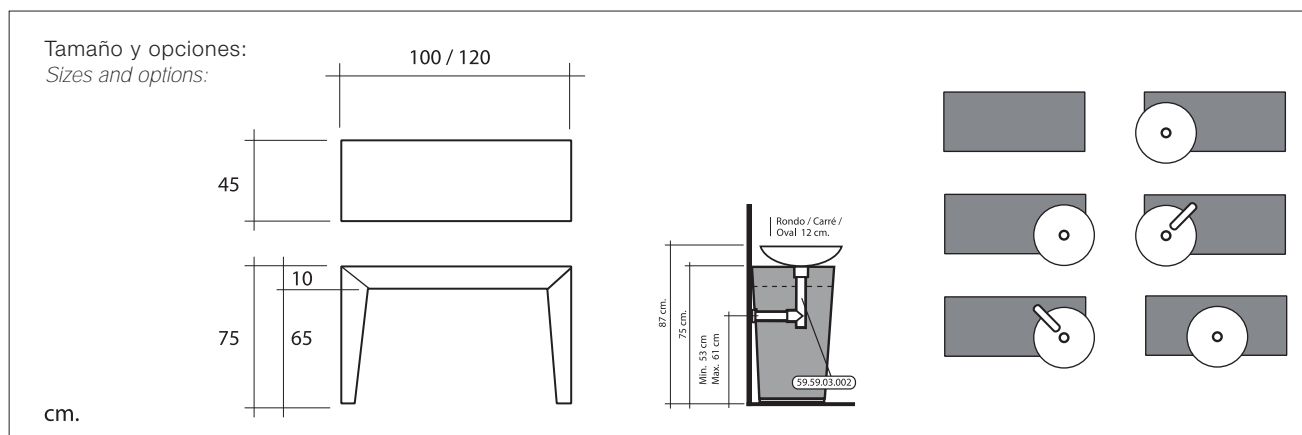
+



+



MOBILIARIO CON LAVABO
FURNITURE WITH WASHBASIN



51.55.48.304
Rondo lavabo cerámica blanco
Rondo white ceramic washbasin

51.55.47.317
Carré lavabo blanco
Carré white washbasin

51.55.46.317
Oval lavabo blanco
Oval white washbasin

51.55.48.317
Rondo lavabo blanco
Rondo white washbasin

51.55.47.318
Carré lavabo negro
Carré black washbasin

51.55.46.318
Oval lavabo negro
Oval black washbasin

51.55.48.318
Rondo lavabo negro
Rondo black washbasin





- A 51.80.68.243
- B 51.55.48.318
- C 55.98.16.258



- A 51.55.47.317
- B 55.98.18.246

2010

CÓDIGO
CODE

MEDIDAS
MEASURES

PESO
WEIGHT

ACABADOS
FINISHES



Sin agujeros
Undrilled

55.98.00. ●●●

100 cm

±29Kg

2 5 8
2 4 6

55.98.01. ●●●

120 cm

±35Kg

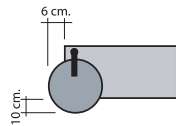
2 5 8
2 4 6

55.98.02. ●●●

140 cm

±41Kg

2 5 8
2 4 6



Rondo
Rondo

55.98.40. ●●●

100 cm

±29Kg

2 5 8
2 4 6

Izquierda
Left

55.98.03. ●●●

120 cm

±35Kg

2 5 8
2 4 6

55.98.17. ●●●

140 cm

±41Kg

2 5 8
2 4 6



Carré / Oval
Carré / Oval

55.98.42. ●●●

100 cm

±29Kg

2 5 8
2 4 6

Izquierda
Left

55.98.07. ●●●

120 cm

±35Kg

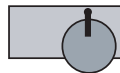
2 5 8
2 4 6

55.98.20. ●●●

140 cm

±41Kg

2 5 8
2 4 6



Rondo
Rondo

55.98.41. ●●●

100 cm

±29Kg

2 5 8
2 4 6

Derecha
Right

55.98.04. ●●●

120 cm

±35Kg

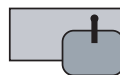
2 5 8
2 4 6

55.98.18. ●●●

140 cm

±41Kg

2 5 8
2 4 6



Carré / Oval
Carré / Oval

55.98.43. ●●●

100 cm

±29Kg

2 5 8
2 4 6

Derecha
Right

55.98.08. ●●●

120 cm

±35Kg

2 5 8
2 4 6

55.98.21. ●●●

140 cm

±41Kg

2 5 8
2 4 6

MOBILIARIO CON LAVABO
FURNITURE WITH WASHBASIN

2 5 8





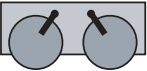

Ébano / Ebony




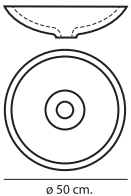

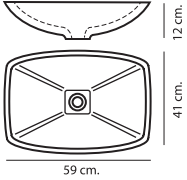

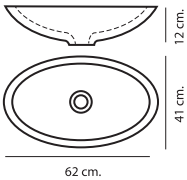

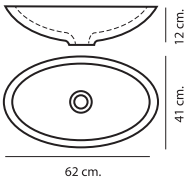
Wengué / Wenge



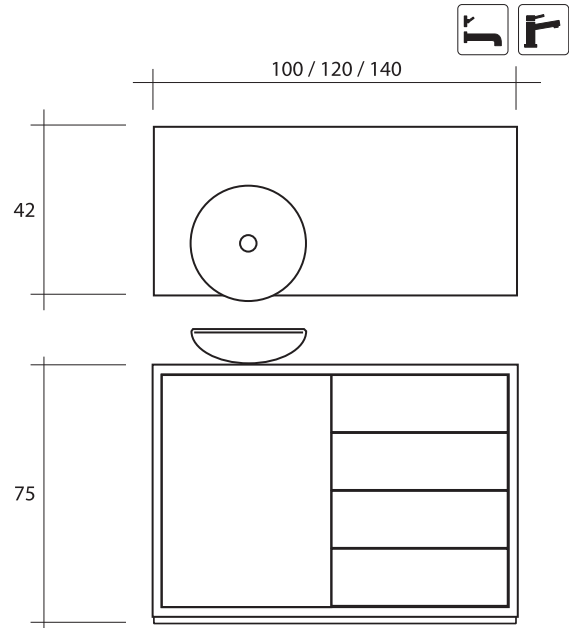

Existe posibilidad de grifo mural. Consultar
Wall faucet version on demand

2010		CÓDIGO CODE	MEDIDAS MEASURES	PESO WEIGHT	ACABADOS FINISHES	
		Rondo Rondo	55.98.05. ●●●	120 cm	±35 Kg	2 5 8 2 4 6
		Rondo Rondo	55.98.06. ●●●	120 cm	±35 Kg	2 5 8 2 4 6
Centro Centre		Carré / Oval Carré / Oval	55.98.09. ●●●	120 cm	±35 Kg	2 5 8 2 4 6
Doble Doble		Rondo Rondo	55.98.16. ●●●	140 cm	±41 Kg	2 5 8 2 4 6
		Carré / Oval Carré / Oval	55.98.19. ●●●	140 cm	±41 Kg	2 5 8 2 4 6

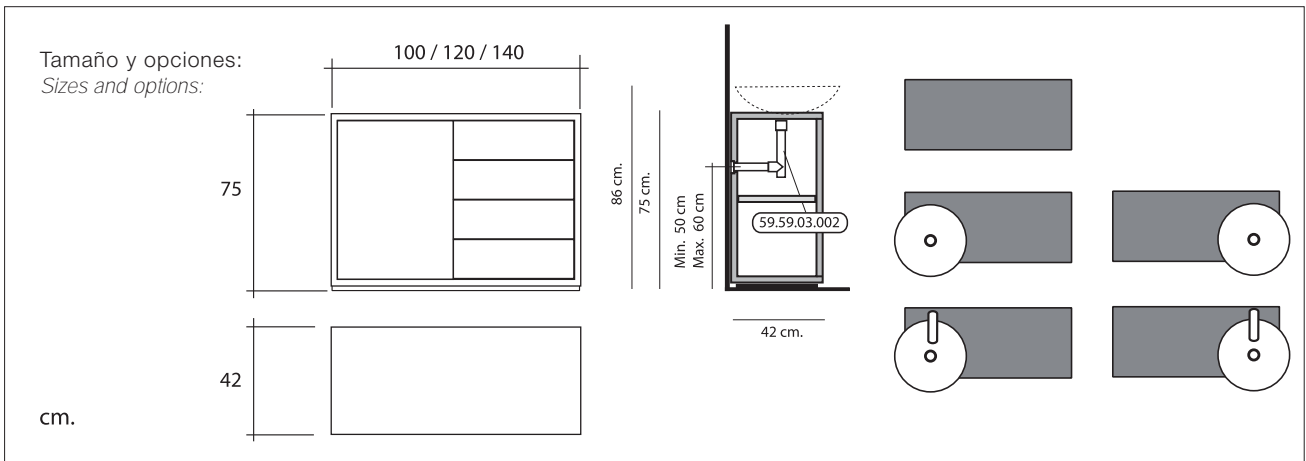
 Existe posibilidad de grifo mural. Consultar / Wall faucet version on demand

	 10 cm. ø 50 cm.	51.55.48. ●●●	±14Kg	3 0 4
		Rondo lavabo Rondo washbasin	±10Kg	3 1 7
			±10Kg	3 1 8
	 12 cm. 41 cm. 59 cm.	59.59.03. ●●●	±1,5Kg	0 0 2
		Sifón 03 Wall Trap 03		
		59.47.55. ●●●	±0,3Kg	0 0 2
	 12 cm. 41 cm. 62 cm.	51.55.47. ●●●	±10Kg	3 1 7 3 1 8
		Carré lavabo Carré washbasin		
		59.59.03. ●●●	±1,5Kg	0 0 2
		59.47.55. ●●●	±0,3Kg	0 0 2
		Válvula 55 mm Valve 55 mm		
	 12 cm. 41 cm. 62 cm.	51.55.46. ●●●	±11Kg	3 1 7 3 1 8
		Oval lavabo Oval washbasin		
		59.59.03. ●●●	±1,5Kg	0 0 2
		59.47.55. ●●●	±0,3Kg	0 0 2
		Válvula 55 mm Valve 55 mm		

- 2 5 8 Ébano / Ebony
 2 4 6 Wengué / Wenge
 0 0 2 Cromo / Chrome
 3 0 4 Cerámica blanca / White ceramic
3 1 7 Blanco / White
 3 1 8 Negro / Black



MOBILIARIO CON LAVABO
FURNITURE WITH WASHBASIN



51.55.48.304
Rondo lavabo cerámica blanco
Rondo white ceramic washbasin

51.55.47.317
Carré lavabo blanco
Carré white washbasin

51.55.46.317
Oval lavabo blanco
Oval white washbasin

51.55.48.317
Rondo lavabo blanco
Rondo white washbasin

51.55.47.318
Carré lavabo negro
Carré black washbasin

51.55.46.318
Oval lavabo negro
Oval black washbasin

51.55.48.318
Rondo lavabo negro
Rondo black washbasin






- A 55.54.03.269
- B 55.80.07.258
- C 51.55.46.318
- D 55.56.51.269

* Sifón y válvula no incluidos / Drain and valve not included

2010	CÓDIGO CODE	MEDIDAS MEASURES	PESO WEIGHT	ACABADOS FINISHES
------	-------------	------------------	-------------	-------------------

Izquierda / Left




Sin agujeros
Undrilled

55.56.55. ●●●	100 cm	±85Kg	2 7 6 2 6 9 2 7 5 2 7 9
---------------	--------	-------	----------------------------------

55.56.56. ●●●	120 cm	±90Kg	2 7 6 2 6 9 2 7 5 2 7 9
---------------	--------	-------	----------------------------------

55.56.57. ●●●	140 cm	±100Kg	2 7 6 2 6 9 2 7 5 2 7 9
---------------	--------	--------	----------------------------------

 Existe posibilidad de grifo mural. Consultar
Wall faucet version on demand

MOBILIARIO CON LAVABO
FURNITURE WITH WASHBASIN

2010	CÓDIGO CODE	MEDIDAS MEASURES	PESO WEIGHT	ACABADOS FINISHES
------	-------------	------------------	-------------	-------------------

Izquierda / Left

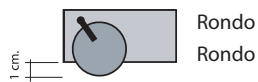


55.56.46. ●●●

100 cm

±85Kg

2 7 6
2 6 9
2 7 5
2 7 9



Rondo
Rondo

55.56.50. ●●●

120 cm

±90Kg

2 7 6
2 6 9
2 7 5
2 7 9

55.56.54. ●●●

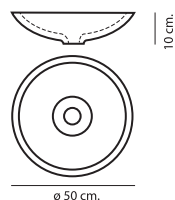
140 cm

±100Kg

2 7 6
2 6 9
2 7 5
2 7 9



Existe posibilidad de grifo mural. Consultar
Wall faucet version on demand



51.55.48. ●●●
Rondo lavabo
Rondo washbasin

±14Kg

±10Kg

±10Kg

3 0 4
3 1 7
3 1 8

59.59.03. ●●●
Sifón 03
Wall Trap 03

±1,5Kg

0 0 2

59.47.70. ●●●
Válvula 70 mm
Valve 70 mm


±0,4Kg

0 0 2

2 7 6 Blanco - Plata / White - Silver 2 6 9 Negro - Ébano / Black - Ebony 2 7 5 Negro - Oro / Black - Gold 2 7 9 Negro - Plata / Black - Silver
3 0 4 Cerámica blanca / White ceramic 3 1 7 Blanco / White 3 1 8 Negro / Black 0 0 2 Cromo / Chrome

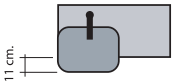
2010	CÓDIGO CODE	MEDIDAS MEASURES	PESO WEIGHT	ACABADOS FINISHES
------	-------------	------------------	-------------	-------------------

Izquierda / Left



55.56.44. ●●● 100 cm ±85Kg

2 7 6
2 6 9
2 7 5
2 7 9



Carré / Oval
Carré / Oval

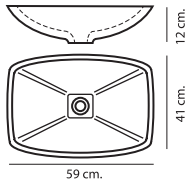
55.56.48. ●●● 120 cm ±90Kg

2 7 6
2 6 9
2 7 5
2 7 9

55.56.52. ●●● 140 cm ±100Kg

2 7 6
2 6 9
2 7 5
2 7 9

Existe posibilidad de grifo mural. Consultar
Wall faucet version on demand



51.55.47. ●●● Carré lavabo Carré washbasin ±10Kg

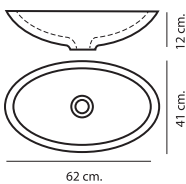
3 1 7
3 1 8

59.59.03. ●●● Sifón 03 Wall Trap 03 ±1,5Kg

0 0 2

59.47.70. ●●● Válvula 70 mm Valve 70 mm ±0,4Kg

0 0 2



51.55.46. ●●● Oval lavabo Oval washbasin ±11Kg

3 1 7
3 1 8

59.59.03. ●●● Sifón 03 Wall Trap 03 ±1,5Kg

0 0 2

59.47.70. ●●● Válvula 70 mm Valve 70 mm ±0,4Kg

0 0 2

2 7 6 Blanco - Plata / White - Silver 2 6 9 Negro - Ébano / Black - Ebony 2 7 5 Negro - Oro / Black - Gold 2 7 9 Negro - Plata / Black - Silver
3 1 7 Blanco / White ●●● Negro / Black 0 0 2 Cromo / Chrome

2010	CÓDIGO CODE	MEDIDAS MEASURES	PESO WEIGHT	ACABADOS FINISHES
------	----------------	---------------------	----------------	----------------------

Derecha / Right



55.56.40. ●●●

100 cm

±85Kg

2 7 6
2 6 9
2 7 5
2 7 9



Sin agujeros
Undrilled

55.56.41. ●●●

120 cm

±90Kg

2 7 6
2 6 9
2 7 5
2 7 9

55.56.42. ●●●

140 cm

±100Kg

2 7 6
2 6 9
2 7 5
2 7 9



Existe posibilidad de grifo mural. Consultar
Wall faucet version on demand

2010	CÓDIGO CODE	MEDIDAS MEASURES	PESO WEIGHT	ACABADOS FINISHES
------	-------------	------------------	-------------	-------------------

Derecha / Right



55.56.45. ●●● 100 cm ±85Kg

2 7 6
2 6 9
2 7 5
2 7 9




Rondo
Rondo

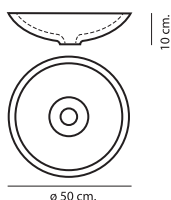
55.56.49. ●●● 120 cm ±90Kg

2 7 6
2 6 9
2 7 5
2 7 9

55.56.53. ●●● 140 cm ±100Kg

2 7 6
2 6 9
2 7 5
2 7 9

 Existe posibilidad de grifo mural. Consultar
Wall faucet version on demand



51.55.48. ●●●
Rondo lavabo
Rondo washbasin

±14Kg
±10Kg
±10Kg

3 0 4
3 1 7
3 1 8

59.59.03. ●●●
Sifón 03
Wall Trap 03

±1,5Kg

0 0 2

59.47.70. ●●●
Válvula 70 mm
Valve 70 mm

±0,4Kg

0 0 2

MOBILIARIO CON LAVABO
FURNITURE WITH WASHBASIN

2 7 6 Blanco-Plata / White-Silver
 2 6 9 Negro-Ébano / Black-Ebony
 2 7 5 Negro-Oro / Black-Gold
 2 7 9 Negro-Plata / Black-Silver
●●● Cerámica blanca / White ceramic
 3 1 7 Blanco / White
 3 1 8 Negro / Black
 0 0 2 Cromo / Chrome

2010	CÓDIGO CODE	MEDIDAS MEASURES	PESO WEIGHT	ACABADOS FINISHES
------	-------------	------------------	-------------	-------------------

Derecha / Right

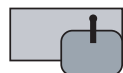


55.56.43. ●●●

100 cm

±85Kg

2 7 6
2 6 9
2 7 5
2 7 9



Carré / Oval
Carré / Oval

55.56.47. ●●●

120 cm

±90Kg

2 7 6
2 6 9
2 7 5
2 7 9

55.56.51. ●●●

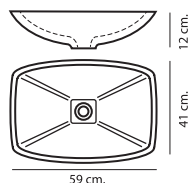
140 cm

±100Kg

2 7 6
2 6 9
2 7 5
2 7 9



Existe posibilidad de grifo mural. Consultar
Wall faucet version on demand



51.55.47. ●●●
Carré lavabo
Carré washbasin

±10Kg

3 1 7
3 1 8

59.59.03. ●●●
Sifón 03
Wall Trap 03

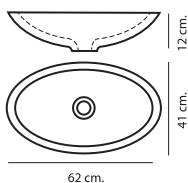
±1,5Kg

0 0 2

59.47.70. ●●●
Válvula 70 mm
Valve 70 mm

±0,4Kg

0 0 2



51.55.46. ●●●
Oval lavabo
Oval lavatório

±11Kg

3 1 7
3 1 8

59.59.03. ●●●
Sifón 03
Sifão 03 Parede

±1,5Kg

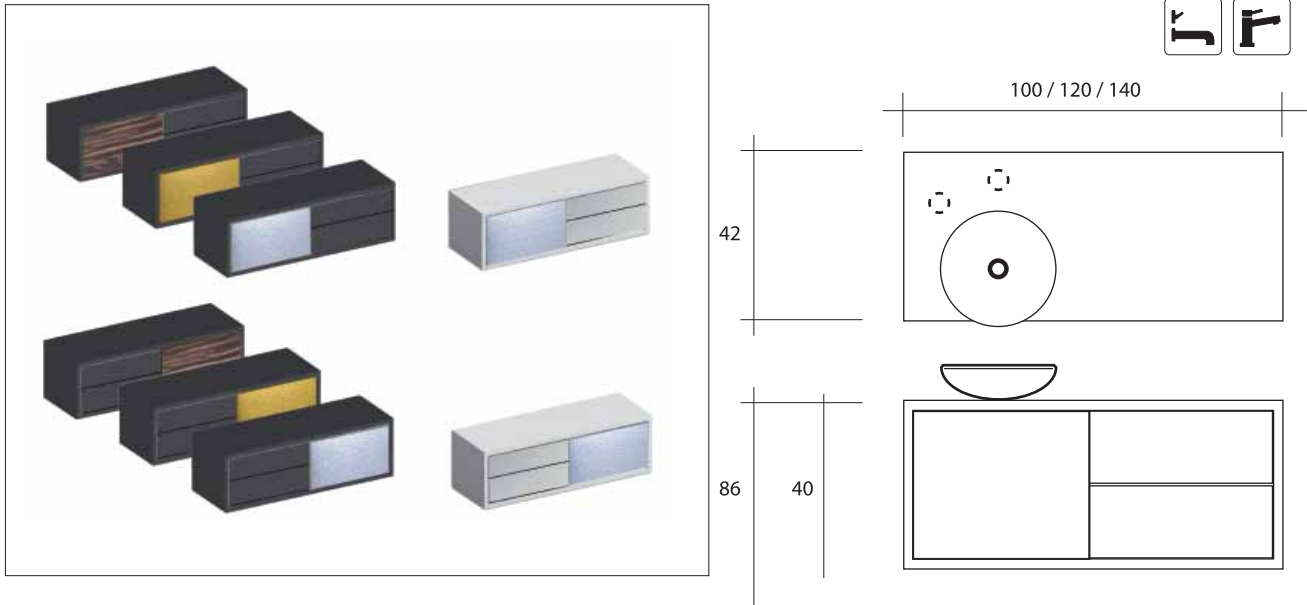

0 0 2

59.47.70. ●●●
Válvula 70 mm
Válvula 70 mm

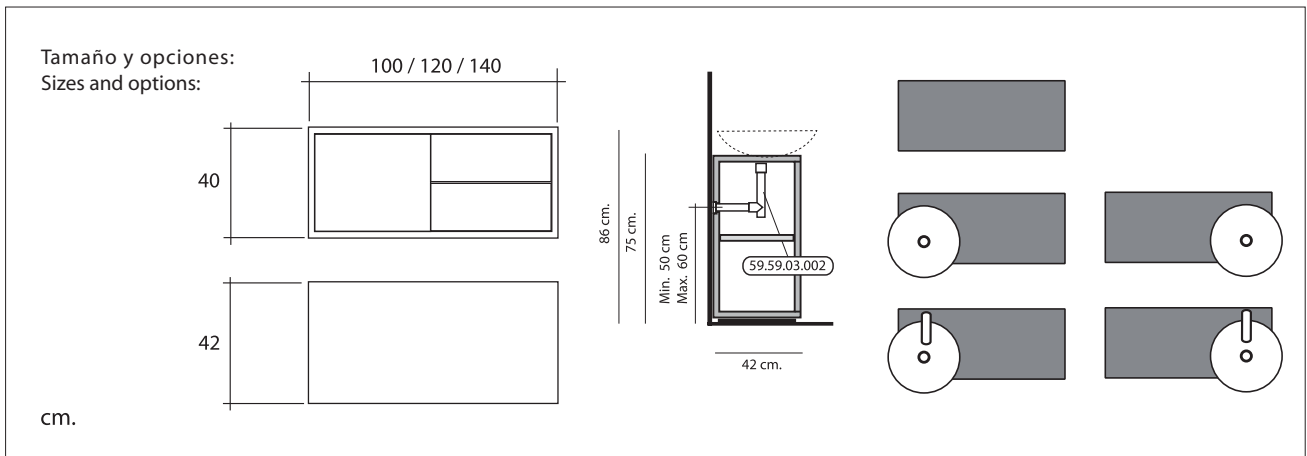
±0,4Kg

0 0 2

2 7 6 Blanco-Plata / White-Silver 2 6 9 Negro-Ébano / Black - Ebony 2 7 5 Negro- Oro / Black - Gold 2 7 9 Negro- Plata / Black - Silver
3 1 7 Blanco / White ●●● Negro / Black 0 0 2 Cromo / Chrome



MOBILIARIO CON LAVABO
FURNITURE WITH WASHBASIN



51.55.48.304
Rondo lavabo blanco cerámica
Rondo white ceramic washbasin

51.55.47.317
Carré lavabo blanco
Carré white washbasin

51.55.46.317
Oval lavabo blanco
Oval white washbasin

51.55.48.317
Rondo lavabo blanco
Rondo white washbasin

51.55.47.318
Carré lavabo negro
Carré black washbasin

51.55.46.318
Oval lavabo negro
Oval black washbasin

51.55.48.318
Rondo lavabo negro
Rondo black washbasin





- A 55.80.05.277
- B 51.55.48.318
- C 55.57.08.275
- D 55.57.07.275


* Sifón y válvula no incluidos / Drain and valve not included

Concert

Gallery pared/wall

2010	CÓDIGO CODE	MEDIDAS MEASURES	PESO WEIGHT	ACABADOS FINISHES
------	----------------	---------------------	----------------	----------------------

Izquierda / Left



Sin agujeros
Undrilled

55.57.19. ●●●	100 cm	±85Kg	2 7 6 2 6 9 2 7 5 2 7 9
55.57.20. ●●●	120 cm	±90Kg	2 7 6 2 6 9 2 7 5 2 7 9
55.57.21. ●●●	140 cm	±100Kg	2 7 6 2 6 9 2 7 5 2 7 9

MOBILIARIO CON LAVABO
FURNITURE WITH WASHBASIN

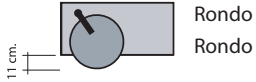
2010	CÓDIGO CODE	MEDIDAS MEASURES	PESO WEIGHT	ACABADOS FINISHES
------	-------------	------------------	-------------	-------------------

Izquierda / Left



55.57.08. ●●● 100 cm ±85Kg

2 7 6
2 6 9
2 7 5
2 7 9



Rondo
Rondo

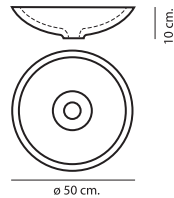
55.57.12. ●●● 120 cm ±90Kg

2 7 6
2 6 9
2 7 5
2 7 9

55.57.16. ●●● 140 cm ±100Kg

2 7 6
2 6 9
2 7 5
2 7 9

Existe posibilidad de grifo mural. Consultar
Wall faucet version on demand



51.55.48. ●●●
Rondo lavabo
Rondo washbasin

±14Kg
±10Kg
±10Kg

3 0 4
3 1 7
3 1 8

59.59.03. ●●●
Sifón 03
Wall Trap 03

±1,5Kg

0 0 2

59.47.70. ●●●
Válvula 70 mm
Válvula 70 mm

±0,4Kg

0 0 2

●●● Blanco-Plata / White-Silver 2 6 9 Negro-Ébano / Black-Ebony 2 7 5 Negro-Oro / Black-Gold 2 7 9 Negro-Plata / Black-Silver
●●● Cerámica blanca / White ceramic 3 1 7 Blanco / White 3 1 8 Negro / Black 0 0 2 Cromo / Chrome

Concert

Gallery pared/wall

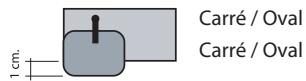
2010	CÓDIGO CODE	MEDIDAS MEASURES	PESO WEIGHT	ACABADOS FINISHES
------	-------------	------------------	-------------	-------------------

Izquierda / Left



55.57.06. ●●● 100 cm ±85Kg

2 7 6
2 6 9
2 7 5
2 7 9



Carré / Oval
Carré / Oval

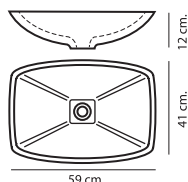
55.57.10. ●●● 120 cm ±90Kg

2 7 6
2 6 9
2 7 5
2 7 9

55.57.14. ●●● 140 cm ±100Kg

2 7 6
2 6 9
2 7 5
2 7 9

Existe posibilidad de grifo mural. Consultar
Wall faucet version on demand



51.55.47. ●●● Carré lavabo Carré washbasin ±10Kg

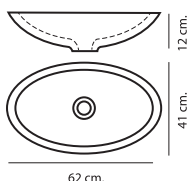
3 1 7
3 1 8

59.59.03. ●●● Sifón 03 Wall Trap 03 ±1,5Kg

0 0 2

59.47.70. ●●● Válvula 70 mm Válvula 70 mm ±0,4Kg

0 0 2



51.55.46. ●●● Oval lavabo Oval washbasin ±11Kg

3 1 7
3 1 8

59.59.03. ●●● Sifón 03 Wall Trap 03 ±1,5Kg

0 0 2

59.47.70. ●●● Válvula 70 mm Válvula 70 mm ±0,4Kg

0 0 2

●●● Blanco-Plata / White-Silver 2 6 9 Negro-Ébano / Black-Ebony 2 7 5 Negro-Oro / Black-Gold 2 7 9 Negro-Plata / Black-Silver
3 1 7 Blanco / White ●●● Negro / Black 0 0 2 Cromo / Chrome

MOBILIARIO CON LAVABO
FURNITURE WITH WASHBASIN

Concert

Gallery pared/wall

2010	CÓDIGO CODE	MEDIDAS MEASURES	PESO WEIGHT	ACABADOS FINISHES
------	----------------	---------------------	----------------	----------------------

Derecha / Right




55.57.01. ●●●	100 cm	±85Kg	2 7 6 2 6 9 2 7 5 2 7 9
---------------	--------	-------	----------------------------------

 Sin agujeros
Undrilled

55.57.02. ●●●	120 cm	±90Kg	2 7 6 2 6 9 2 7 5 2 7 9
---------------	--------	-------	----------------------------------

55.57.03. ●●●	140 cm	±100Kg	2 7 6 2 6 9 2 7 5 2 7 9
---------------	--------	--------	----------------------------------

 Existe posibilidad de grifo mural. Consultar
Wall faucet version on demand

2010	CÓDIGO CODE	MEDIDAS MEASURES	PESO WEIGHT	ACABADOS FINISHES
------	-------------	------------------	-------------	-------------------

Derecha / Right



55.57.07. ●●● 100 cm ±85Kg

2 7 6
2 6 9
2 7 5
2 7 9




Rondo
Rondo

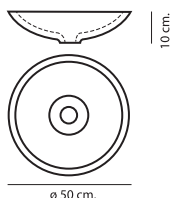
55.57.11. ●●● 120 cm ±90Kg

2 7 6
2 6 9
2 7 5
2 7 9

55.57.15. ●●● 140 cm ±100Kg

2 7 6
2 6 9
2 7 5
2 7 9

 Existe posibilidad de grifo mural. Consultar
Wall faucet version on demand



51.55.48. ●●●
Rondo lavabo
Rondo washbasin

±14Kg

±10Kg

±10Kg

3 0 4
3 1 7
3 1 8

59.59.03. ●●●
Sifón 03
Wall Trap 03

±1,5Kg

0 0 2

59.47.70. ●●●
Válvula 70 mm
Valve 70 mm

±0,4Kg

0 0 2

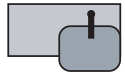
2010	CÓDIGO CODE	MEDIDAS MEASURES	PESO WEIGHT	ACABADOS FINISHES
------	-------------	------------------	-------------	-------------------

Derecha / Right



55.57.05. ●●● 100 cm ±85Kg

2 7 6
2 6 9
2 7 5
2 7 9



Carré / Oval
Carré / Oval

55.57.09. ●●● 120 cm ±90Kg

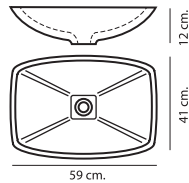
2 7 6
2 6 9
2 7 5
2 7 9

55.57.13. ●●● 140 cm ±100Kg

2 7 6
2 6 9
2 7 5
2 7 9



Existe posibilidad de grifo mural. Consultar
Wall faucet version on demand



51.55.47. ●●●
Carré lavabo
Carré washbasin

±10Kg

3 1 7
3 1 8

59.59.03. ●●●
Sifón 03
Wall Trap 03

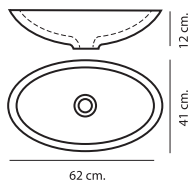
±1,5Kg

0 0 2

59.47.70. ●●●
Válvula 70 mm
Valve 70 mm

±0,4Kg

0 0 2



51.55.46. ●●●
Oval lavabo
Oval washbasin

±11Kg

3 1 7
3 1 8

59.59.03. ●●●
Sifón 03
Wall Trap 03

±1,5Kg

0 0 2

59.47.70. ●●●
Válvula 70 mm
Valve 70 mm

±0,4Kg

0 0 2

2 7 6 Blanco - Plata / White - Silver 2 6 9 Negro - Ébano / Black - Ebony 2 7 5 Negro - Oro / Black - Gold 2 7 9 Negro - Plata / Black - Silver
3 1 7 Blanco / White 3 1 8 Negro / Black 0 0 2 Cromo / Chrome

TARIFA DE PRECIOS: 2010
PRICE LIST: 2010



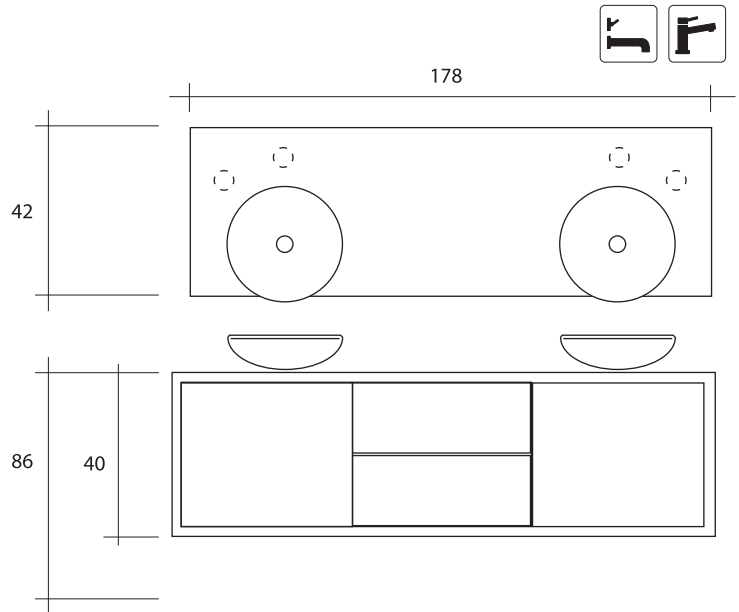
+



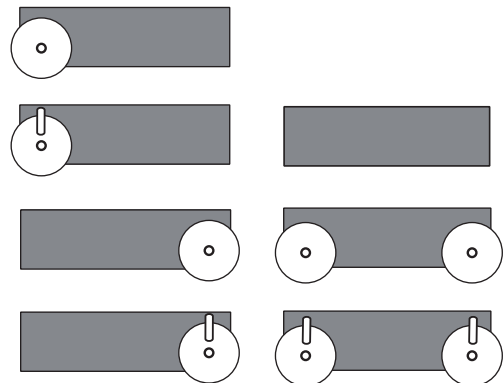
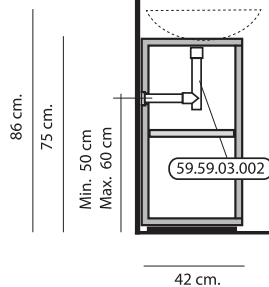
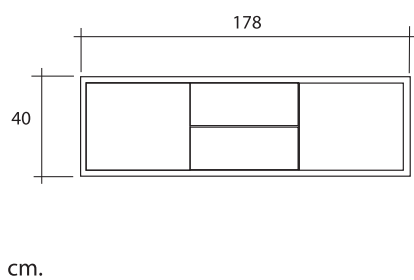
+



+



Tamaño y opciones:
Sizes and options:



51.55.48.304
Rondo lavabo blanco cerámica
Rondo white ceramic washbasin

51.55.47.317
Carré lavabo blanco
Carré white washbasin

51.55.46.317
Oval lavabo blanco
Oval white washbasin

51.55.48.317
Rondo lavabo blanco
Rondo white washbasin

51.55.47.318
Carré lavabo negro
Carré black washbasin

51.55.46.318
Oval lavabo negro
Oval black washbasin


51.55.48.318
Rondo lavabo negro
Rondo black washbasin





- A** 55.80.07.278
- B** 55.54.03.276
- C** 55.57.17.276
- D** 51.55.47.317

* Sifón y válvula no incluidos / Drain and valve not included

	2010	CÓDIGO CODE	MEDIDAS MEASURES	PESO WEIGHT	ACABADOS FINISHES
	Sin agujeros Undrilled	55.57.04. ●●●	100 cm	±85Kg	2 7 6 2 6 9 2 7 5 2 7 9
	Rondo Rondo	55.57.18. ●●●	120 cm	±90Kg	2 7 6 2 6 9 2 7 5 2 7 9
	Carré / Oval Carré / Oval	55.57.17. ●●●	140 cm	±100Kg	2 7 6 2 6 9 2 7 5 2 7 9

 Existe posibilidad de grifo mural. Consultar / Wall faucet version on demand

		51.55.48. ●●●	±14Kg	3 0 4
		Rondo lavabo Rondo washbasin	±10Kg	3 1 7
			±10Kg	3 1 8
		51.55.47. ●●●	±10Kg	3 1 7
		Carré lavabo Carré washbasin		3 1 8
		59.59.03. ●●●	±1,5Kg	0 0 2
		59.47.70. ●●●	±0,3Kg	0 0 2
		Válvula 70 mm Valve 70 mm		0 0 2
		51.55.46. ●●●	±11Kg	3 1 7
	Oval lavabo Oval washbasin		3 1 8	
	59.59.03. ●●●	±1,5Kg	0 0 2	
	Sifón 03 Wall Trap 03		0 0 2	
	59.47.70. ●●●	±0,3Kg	0 0 2	
	Válvula 70 mm Valve 70 mm		0 0 2	

2 7 6 Blanco-Plata / White-Silver 2 6 9 Negro-Ébano / Black - Ebony 2 7 5 Negro- Oro / Black - Gold 2 7 9 Negro- Plata / Black - Silver

3 0 4 Cerámica blanca / White ceramic 3 1 7 Blanco / White 3 1 8 Negro / Black 0 0 2 Cromo / Chrome

2010	CÓDIGO CODE	PESO WEIGHT	ACABADOS FINISHES
	<p>50 cm. 4 cm. 50 cm.</p>	<p>55.80.01. ●●● Espejo 50 x 50 Mirror 50 x 50</p> <p>±7Kg</p>	<p>2 5 8 2 4 6 2 7 7 2 7 8</p>
	<p>70 cm. 4 cm. 70 cm.</p>	<p>55.80.04. ●●● Espejo 70 x 70 Mirror 70 x 70</p> <p>±11Kg</p>	<p>2 5 8 2 7 7 2 7 8</p>
	<p>60 cm. 4 cm. 100 cm.</p>	<p>55.80.07. ●●● Espejo 100 x 60 Mirror 100 x 60</p> <p>±11Kg</p>	<p>2 5 8 2 7 7 2 7 8</p>
	<p>70 cm. 4 cm. 200 cm.</p>	<p>55.80.05. ●●● Espejo 200 x 70 Mirror 200 x 70</p> <p>±30Kg</p>	<p>2 5 8 2 7 7 2 7 8</p>
	<p>140 cm. 2.5 cm. 50 cm.</p>	<p>51.80.67.243 Espejo 50 x 140 Mirror 50 x 140</p> <p>±18Kg</p>	<p>2 5 8 2 7 7 2 7 8</p>
	<p>ø 120 cm. 2.5 cm.</p>	<p>51.80.68.243 Espejo ø 120 Mirror ø 120</p> <p>±37Kg</p>	<p>2 5 8 2 7 7 2 7 8</p>

2 5 8 Ébano / Ebony

2 4 6 Wengué / Wenge

2 7 7 Oro / Gold

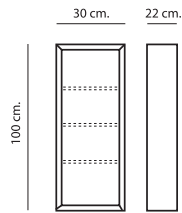
2 7 8 Plata / Silver

2010

CÓDIGO
CODE

PESO
WEIGHT

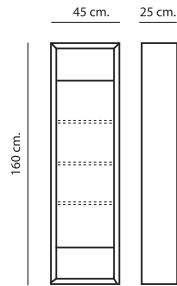

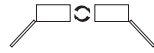
ACABADOS
FINISHES



55.54.05. ●●●
Armario pared
Wall cabinet

±55Kg

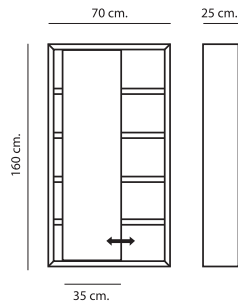
- 2 6 9
- 2 7 5
- 2 7 9
- 2 7 6



55.54.01. ●●●
Armario pared
Wall cabinet

±54Kg

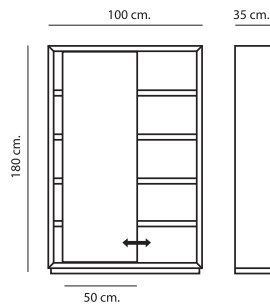
- 2 6 9
- 2 7 5
- 2 7 9
- 2 7 6



55.54.03. ●●●
Armario pared
Wall cabinet

±54Kg

- 2 6 9
- 2 7 5
- 2 7 9
- 2 7 6



55.54.04. ●●●
Armario suelo
Floor cabinet

±104Kg

- 2 6 9

MOBILIARIO CON LAVABO
FURNITURE WITH WASHBASIN

2 7 6 Blanco-Plata / White-Silver

2 6 9 Negro-Ébano / Black-Ebony


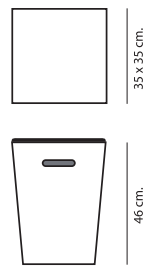
2 7 5 Negro-Oro / Black-Gold

2 7 9 Negro-Plata / Black-Silver

Concert


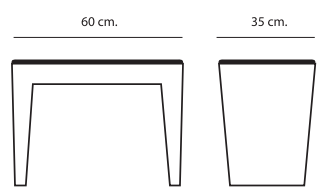
Componentes/Components

2010	CÓDIGO CODE	MEDIDAS MEASURES	PESO WEIGHT	ACABADOS FINISHES
------	----------------	---------------------	----------------	----------------------


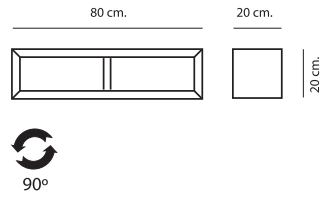
55.92.01. ●●●
Banqueta contenedor
Container / stool

35x35 cm ±10Kg 2 5 8


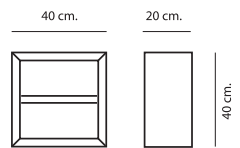
55.92.02. ●●●
Banqueta Teatro
Stool Teatro

35x60 cm ±9Kg 2 5 8
2 4 6


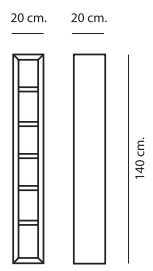
51.51.01. ●●●
Módulo
Module

20x80 cm ±9Kg 2 5 8
2 4 5

51.51.02. ●●●
Módulo
Module

40x40 cm ±18Kg 2 5 8
2 4 5

51.51.03. ●●●
Módulo
Module

140x20 cm ±16,5Kg 2 5 8
2 4 5

- Ébano / Ebony
- 2 4 6 Wengué / Wenge
- 2 4 5 Wengué / Wenge



51 Iside

Design: Bruna Rapisarda

Colección basada en formas geométricas.

Para su creación se han empleado materiales nobles como el roble europeo en diferentes tonalidades, acero inoxidable y porcelana. Todos ellos aptos para ser combinados de forma equilibrada a fin de adecuarse a diferentes estilos y ambientes.

This collection is based on prismatic and geometrical patterns.

Fine materials like european oak in different finishes, porcelain and stainless steel have been used, to best advantage providing versatility and style.

Iside

Tecnología y materiales

Technologies and materials



Lavabos

Se fabrican en dos materiales: cerámica y resina “velvet”. El “velvet” se caracteriza por tratarse de un material no poroso, compuesto en gran parte de trihidrato de aluminio, que le confiere alta dureza y tacto suave (cálido). Material NO tóxico, altamente higiénico y de fácil limpieza. Los lavabos negros están fabricados también en “velvet” con un tratamiento de color que le confiere el aspecto particular de un negro mate-brillante. Debido a este tratamiento es necesario un cuidado particular, en cuanto a golpes y rayaduras (ver consejos para el mantenimiento).

Madera

Las estructuras de muebles, armarios y frente de cajones son paneles de MDF de 18 mm de espesor recubiertos por una chapa natural de roble teñido en color wengué o decapé y barnizado posteriormente.

Barnizado

Capa de fondo de poliuretano de dos componentes y barnizado con barniz transparente de poliuretano a poro abierto “gloss-10”.

Sujeción pared

Anclajes no visibles, con nivelador frontal integrado en soporte pared.

Cajones

Las estructuras son paneles de multiestrato de abedul de 12 mm de espesor y teñidos en color wengué o decapé con barnizado posterior. Se deslizan sobre guías con autocierre. Los tiradores son en piel con refuerzo interno de acero.

Regulación de cajones: ajuste de la inclinación del frente cajón sin necesidad de herramientas.

Bisagras

Las bisagras son metálicas, niqueladas y regulables, con aberturas de 90°.

Espejos

Los marcos de los espejos están realizados en madera MDF de 35 mm rebajado convenientemente, según perfil particular de la colección, y chapados en madera natural de roble, teñido en wengué o decapé y barnizado posteriormente.

El espejo abatible lleva bisagras ocultas. Los espejos frontales de armarios y de espejos murales están fabricados en cristal plateado de 4mm con cantos biselados a 30°. El espejo redondo interior del armario es de un diámetro de 195mm con 2mm de espesor y aumento X3.

Iside

Tecnología y materiales *Technologies and materials*



Washbasin

Washbasins are made of Porcelaine and “velvet” synthetic resin. “velvet” synthetic resin is a non porous material made of aluminium trihidrate that provides hardness and soft feel. Non toxic material, highly hygienic and easy to clean.

Black washbasins are made of “Velvet” with a special colour treatment to obtain satin/shiny black finish. Due to this special colour treatment, special attention to prevent scratching is required.

Wood

Structures for furniture units, wall cabinets and drawers front pannels are made with MDF, 18mm in thickness, veneered with natural oak dyed in wenge or natural colour and varnished.

Varnish

Bottom polyurethane layer and open pore transparent polyurethane varnish, in satin finish “gloss-10”.

Wall anchorage

Non visible anchorage system with inner leveler device for wall mounted furniture units and cabinets.

Drawers

Drawer structures are made with Birch multilayer, in 12 mm thickness, dyed in wenge or left in natural Oak colour and varnished afterwards. Drawers have self-closure sliders and leather straps.

Drawer front pannel can be leveled without tools.

Hingers

Metallic nickel plated hingers with height leveler device can provide 90 degrees door opening angle.

Mirrors

Mirror frames are made with MDF, in 35mm thickness, shaped as designed for the Iside collection; they are veneered with natural Oak dyed in wenge or left natural Oak colour and varnished.

Hinged mirror included non visible hinges. Mirrors for front door cabinets and full body mirrors are made with 4mm thick glass with argent plating on one of the sides and 30 degrees scarfed edges. The wall cabinet round mirror on the front door inside is of 195mm dia and 2mm thick with a magnifying effect x3.

Iside

Instrucciones de limpieza y mantenimiento

Maintenance and cleaning instructions

Artículos de madera

Evitar el encharcamiento de agua directa sobre el mueble, en caso de que suceda, secar rápidamente y mantener la superficie seca.

Se aconseja no usar trapos o estropajos abrasivos, detergentes ácidos y/o productos que desconozca su composición, principalmente en las superficies barnizadas.

Mantenimiento diario lavado blanco y negro:

- Para la limpieza diaria es suficiente limpiar con una gamuza suave humedecida con agua y secar también con gamuza.
- Para su perfecta conservación, evitar el contacto con productos químicos abrasivos tales como: acetona, tricloroetileno, amoníaco, disolventes, ácidos y bases fuertes.

Mantenimiento velvet blanco

Eliminación de manchas difíciles, rayaduras y quemaduras:

- Frotar con un paño seco abrasivo SCOTCH BRITE™, enérgicamente (sin golpes) y uniformemente sobre la mancha, rayadura o quemadura, hasta que desaparezca.
- Afinar la zona con un limpiador abrasivo en gel neutro, y aclarar posteriormente.

Mantenimiento velvet negro

- No utilizar bajo ningún concepto estropajos o paños abrasivos.
- Debido al tratamiento particular del acabado, evitar el contacto con alcoholes, disolventes, productos ácidos o básicos.
- Utilizar su limpieza para una gamuza humedecida en agua y secar también con gamuza.
- Evitar golpes y arrastres con materiales punzantes, ya que pequeñas marcas y arañazos se han de reparar en fábrica.
- Para evitar manchas de cal aconsejamos secar la superficie después de su uso.

Wooden articles

Do not apply water directly to the furniture unit, if so dry out the area immediately until dry.

We recommend not to use abrasive cloth or fabrics, nor acid detergents. Do not use cleaning products with unknown components in varnished surfaces.

Daily maintenance for white and black washbasin

- For daily cleaning is sufficient the use of a slightly dampened piece of soft cloth and dry out right after with cotton cloth or chamois.
- To secure a perfect maintenance, please avoid contact with abrasive chemical products like: Ketone, trichlorethylene, ammonia, solvents, acids and strong bases.

White velvet maintenance

Cleaning of difficult stains, scratches and burnings:

- Scrub energetically and uniformly with an abrasive cloth SCOTCH BRITE™, on top of the stain, scratch burned area until it disappears.
- Soften the area with a neutral gel detergent; clear detergent with water.

Black velvet maintenance

- Under no circumstance do not use abrasive cleaning cloths or fabrics.
- Due to the special finish treatment, avoid contact with alcohol, solvents, acid or basic products.
- Cleaning should be done using a slightly dampened piece of soft cloth; dry out right after with cotton cloth or chamois.
- Avoid contact with sharpened things that could produce marks, scratches, etc, because these will have to be repaired at the producer factory.
- To avoid lime stains we recommend to dry out the surface right after use.

Iside

Acabados y colores

Finishes and colours



② ④ ⑤

Wengué - Inox / *Wenge*-Inox



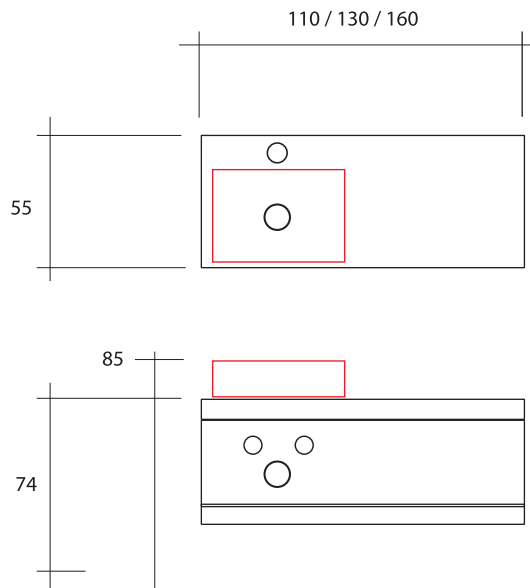
② ④ ⑥

Wengué / *Wenge*

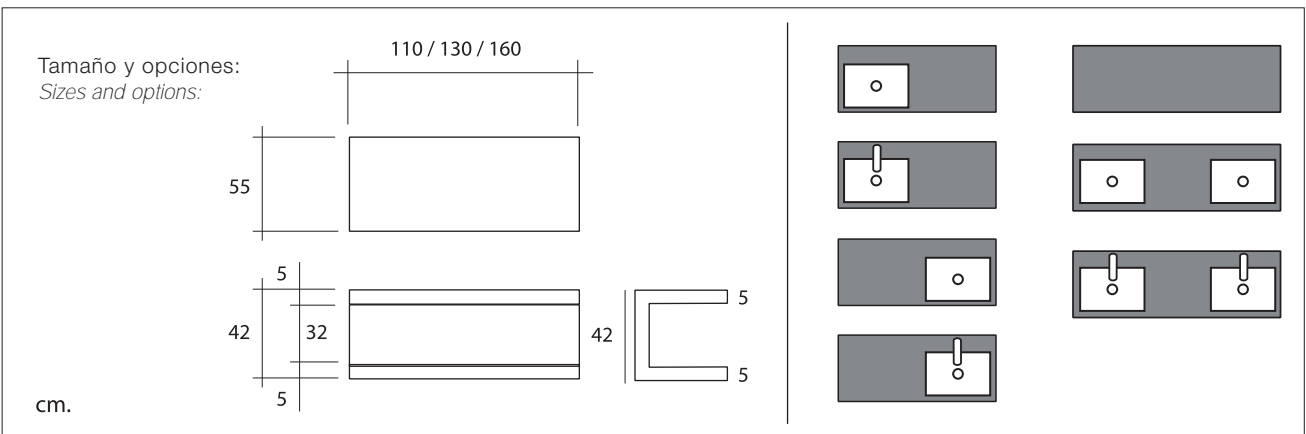


② ④ ⑦

(*) Wengué / *Wenge*



MOBILIARIO CON LAVABO
FURNITURE WITH WASHBASIN



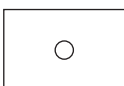
51.55.45.304
Rectangular lavabo cerámica blanco
Rectangular white ceramic washbasin

51.55.47.317
Carré lavabo blanco
Carré white washbasin

51.55.46.317
Oval lavabo blanco
Oval white washbasin

51.55.47.318
Carré lavabo negro
Carré black washbasin

51.55.46.318
Oval lavabo negro
Oval black washbasin

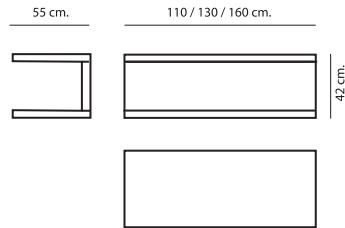
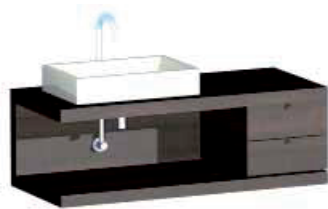




- A 51.54.11.245
- B 51.80.64.247
- C 51.56.12.246
51.53.06.246
- D 51.55.45.304

* Sifón y válvula no incluidos / Drain and valve not included

Sin agujeros
Undrilled



51.56.09. ●●●
Módulo C 110 cm.
Module C 110 cm.

±46Kg 2 4 6

51.56.10. ●●●
Módulo C 130 cm.
Module C 130 cm.

±54Kg 2 4 6

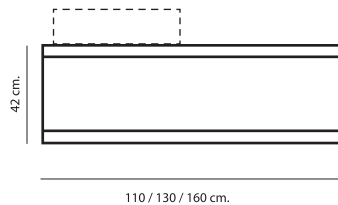
51.56.08. ●●●
Módulo C 160 cm.
Module C 160 cm.

±65Kg 2 4 6

51.56.20. ●●●
Módulo C 110 cm.
Module C 110 cm.

±46Kg 2 4 6

Con agujeros
Drilled
Izquierda
Left



51.56.11. ●●●
Módulo C 130 cm.
Module C 130 cm.

±54Kg 2 4 6

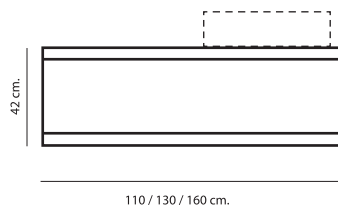
51.56.13. ●●●
Módulo C 160 cm.
Module C 160 cm.

±65Kg 2 4 6

51.56.19. ●●●
Módulo C 110 cm.
Module C 110 cm.

±46Kg 2 4 6

Con agujeros
Drilled
Derecha
Right



51.56.12. ●●●
Módulo C 130 cm.
Module C 130 cm.

±54Kg 2 4 6

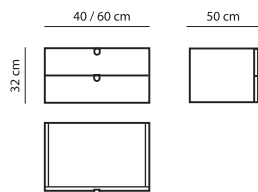
51.56.14. ●●●
Módulo C 160 cm.
Module C 160 cm.

±65Kg 2 4 6



Existe posibilidad de grifo mural. Consultar
Wall faucet version on demand

Book interior Módulo C / Inner drawer unit

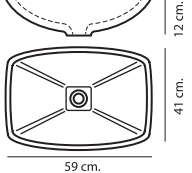

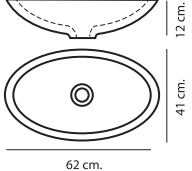



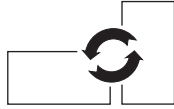
51.53.05. ●●●
Cajones 40 cm.
Drawers 40 cm.

2 4 6 ±17Kg

51.53.06. ●●●
Cajones 60 cm.
Drawers 60 cm.

2 4 6 ±22Kg

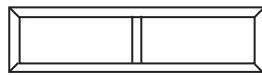
2010	CÓDIGO CODE	PESO WEIGHT	ACABADOS FINISHES
		<p>51.55.47. ●●● Carré lavabo Carré washbasin</p>	<p>±10Kg</p> <p>3 1 7 3 1 8</p>
		<p>51.55.46. ●●● Oval lavabo Oval washbasin</p>	<p>±11Kg</p> <p>3 1 7 3 1 8</p>
		<p>51.55.45. ●●● Lavabo rectangular Rectangular washbasin</p>	<p>±14Kg</p> <p>3 0 4</p>
		<p>59.59.02. ●●● Sifón 02 c/válvula Wall Trap 02 w/valve</p>	<p>±1,5Kg</p> <p>0 0 2</p>



51.51.01. ●●●
Módulos
Modules

±9Kg

2 4 5

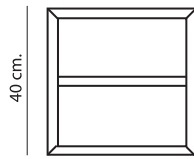


80 cm.



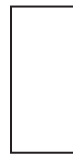
20 cm.

20 cm.



40 cm.

40 cm.

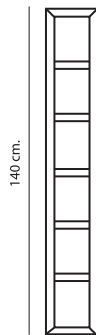


20 cm.

51.51.02. ●●●
Módulos
Modules

±9Kg

2 4 5



140 cm.

20 cm.



20 cm.

51.51.03. ●●●
Módulos
Modules

±18Kg

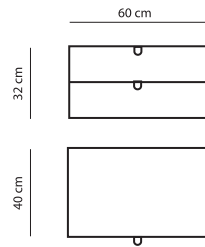
2 4 5

2010

CÓDIGO
CODE

PESO
WEIGHT

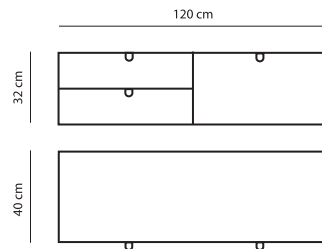
ACABADOS
FINISHES



51.53.07. ●●●
Módulo cajones 60x40
Drawers unit 60x40

±21 Kg

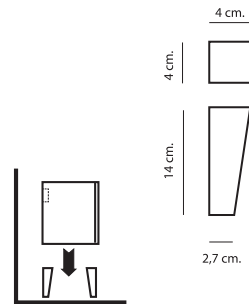
2 4 6



51.53.08. ●●●
Módulo cajones 120x40
Drawers unit 120x40

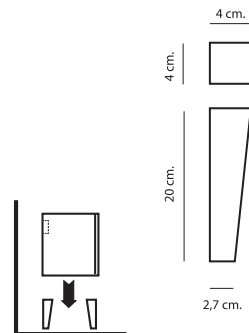
±38Kg

2 4 6



RCB64643W
Soporte 14 cm.
Floor support 14 cm.

±1,3Kg



RCB64642W
Soporte 20 cm.
Floor support 20 cm.

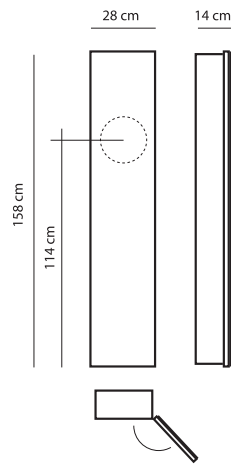

±1,6Kg

2010

CÓDIGO
CODE

PESO
WEIGHT

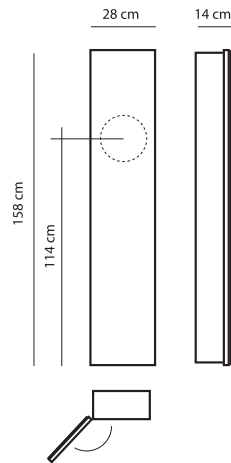
ACABADOS
FINISHES



51.54.07. ●●●
Armario pared derecha
Wall cabinet right

±20Kg

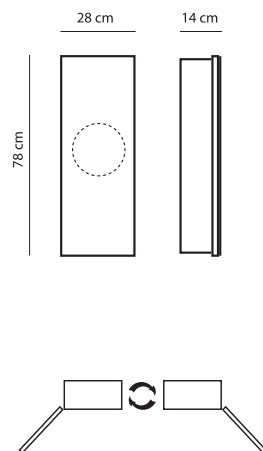
2 4 5



51.54.08. ●●●
Armario pared izquierda
Wall cabinet left

±20Kg

2 4 5



51.54.04. ●●●
Armario pared dual
Wall cabinet dual

±10Kg

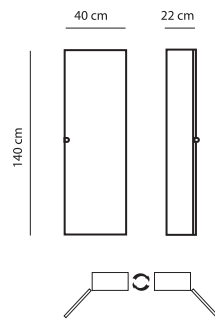
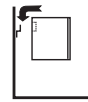
2 4 5

2010

CÓDIGO
CODE

PESO
WEIGHT

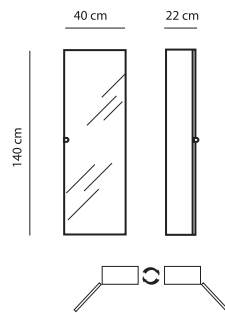
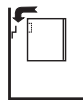
ACABADOS
FINISHES



51.54.11. ●●●
Armario pared
Wall cabinet

±36Kg

2 4 5



51.54.12. ●●●
Armario pared c/espejo
Wall cabinet w/mirror

±38Kg

2 4 5

2010

CÓDIGO
CODE

PESO
WEIGHT

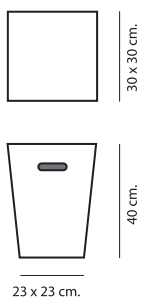
ACABADOS
FINISHES



51.93.01. ●●●
Papelera
Basket

±4Kg

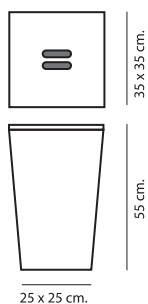
2 4 6



51.92.01. ●●●
Banqueta
Stool

±7Kg

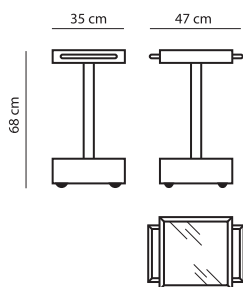
2 4 6



51.95.01. ●●●
Contenedor
Linen basket

±10Kg

2 4 6



51.91.01. ●●●
Carrito
Trolley

±9Kg

2 4 5

2 4 5 Wengué - Inox / Wenge - Inox

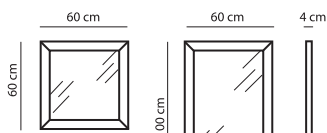

2 4 6 Wengué / Wenge

2010

CÓDIGO
CODE

PESO
WEIGHT

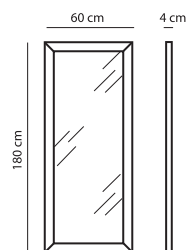
ACABADOS
FINISHES



51.80.56. ●●●
Espejo 60 x 60
Mirror 60 x 60

±8Kg

2 4 7



51.80.57. ●●●
Espejo 100 x 60
Mirror 100 x 60

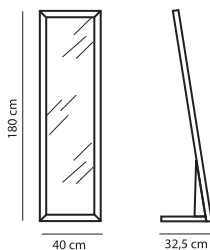
±11Kg

2 4 7

51.80.58. ●●●
Espejo 180 x 60
Mirror 180 x 60

±20Kg

2 4 7



51.80.63. ●●●
Espejo 180 x 40
Mirror 180 x 40

±35Kg

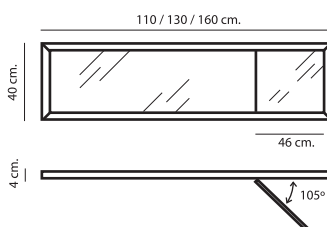
2 4 7



51.80.62. ●●●
Espejo 40 x 110
Mirror 40 x 110

±10Kg

2 4 7



51.80.64. ●●●
Espejo 40 x 130
Mirror 40 x 130

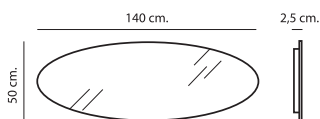
±12Kg

2 4 7

51.80.65. ●●●
Espejo 40 x 160
Mirror 40 x 160

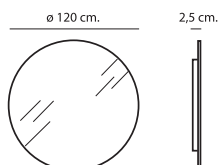
±15Kg

2 4 7



51.80.67.243
Espejo oval 50 x 140
Oval mirror 50 x 140

±18Kg



51.80.68.243
Espejo redondo ø120
Round mirror ø120

±37Kg

(*) 2 4 7 Wengué / Wenge

(*) Acabado sólo para espejos / Finishing for mirrors



Lavabos / Washbasins

2010	CÓDIGO CODE	PESO WEIGHT	ACABADOS FINISHES
	 <p>50 cm.</p> <p>10 cm.</p>	<p>51.55.48. ●●● Lavamanos Rondó Washbasin Rondo</p> <p>±14Kg ±10Kg ±10Kg</p>	<p>3 0 4 3 1 7 3 1 8</p>
	 <p>59 cm.</p> <p>41 cm.</p> <p>12 cm.</p>	<p>51.55.47. ●●● Lavamanos Carré Washbasin Carre</p> <p>±10Kg</p>	<p>3 1 7 3 1 8</p>
	 <p>62 cm.</p> <p>41 cm.</p> <p>12 cm.</p>	<p>51.55.46. ●●● Lavamanos Oval Washbasin Oval</p> <p>±11Kg</p>	<p>3 1 7 3 1 8</p>
	 <p>57 cm.</p> <p>40 cm.</p> <p>12 cm.</p> <p>7,6 cm.</p> <p>1,5 cm.</p>	<p>51.55.45. ●●● Lavamanos rectangular Rectangular washbasin</p> <p>±14Kg</p>	<p>3 0 4</p>

2010	CÓDIGO CODE	PESO WEIGHT	ACABADOS FINISHES
------	-------------	-------------	-------------------



59.47.30. ●●●
Válvula 30 mm
Valve 30 mm

±0,4Kg

0 0 2

59.47.55. ●●●
Válvula 55 mm
Valve 55 mm

±0,3Kg

0 0 2

59.47.70. ●●●
Válvula 70 mm
Valve 70 mm

±0,4Kg

0 0 2

59.47.56. ●●●
Válvula 30 mm
Valve 30 mm

±0,4Kg

0 0 2



59.59.00. ●●●
Sifón 00
Wall Trap 00

±1,6Kg

0 0 2



59.59.03. ●●●
Sifón 03
Wall Trap 03

±1,5Kg

0 0 2



59.59.02. ●●●
Sifón 02
c/válvula
Wall Trap 02 w/valve

±1,5Kg

0 0 2



59.59.01. ●●●
Sifón 01
Floor Trap 01

±1,5Kg

0 0 2

59.59.05. ●●●
Sifón 05
Floor Trap 05

±1,5Kg

0 0 2




Espejos / Mirrors

Espejos sin iluminación/Mirrors without lighting

2010

CÓDIGO
CODE

ACABADOS
FINISHES



42.80.50. ●●●
Espejo 70x70 K-2
Mirror 70x70 K-2

2 5 4



31.80.50. ●●●
Espejo Barcelona
Mirror Barcelona

0 0 2



36.80.50. ●●●
Espejo 85x40 Metric
Mirror 85x40 Metric

0 5 0




36.80.51. ●●●
Espejo 100x60 Metric
Mirror 100x60 Metric

0 5 0



53.80.00.243
Espejo 100x35 Metric
Mirror 100x35 Metric



41.80.50. ●●●
Espejo 50x50 Ona
Mirror 50x50 Ona

0 0 2

0 0 2 Cromo / Chrome

0 5 0 Cristal / Glass

2 5 4 Wengué - Cromo / Wenge - Chrome


Espejos sin iluminación/Mirrors without lighting

2010

CÓDIGO
CODE

PESO
WEIGHT

ACABADOS
FINISHES



41.80.51. ●●●
Espejo 70x70 Ona
Mirror 70x70 Ona

0 0 2



41.80.52. ●●●
Espejo 100x50 Ona
Mirror 100x50 Ona

0 0 2



50.80.52.243
Espejo Urban 60x60
Mirror 60x60 Urban




50.80.53.243
Espejo Urban 80x35
Mirror 80x35 Urban



48.71.06. ●●●
Set espejo / Portacepillos /
Dosificador Jack
Soap dispenser & toothbrush
holder & mirror set Jack

0 0 2



64.80.52.243
Espejo Ø 50 Waterstone
Mirror Ø 50 Waterstone

±6Kg

0 0 2 Cromo / Chrome

Espejos sin iluminación/Mirrors without lighting

2010

CÓDIGO
CODE

PESO
WEIGHT

ACABADOS
FINISHES



64.80.53.243
Espejo 50x150 cm. Waterstone
Mirror 50x150 cm. Waterstone

±14Kg




64.80.54.243
Espejo 110x50 cm Waterstone
Mirror 110x50 cm Waterstone

±11Kg



64.80.55.243
Espejo 110x100 cm Waterstone
Mirror 110x100 cm Waterstone

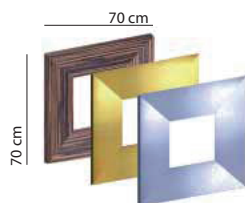
±21Kg



55.80.01. ●●●
Espejo 50 x 50 Concert
Mirror 50 x 50 Concert

±7Kg

2 5 8
2 4 6
2 7 7
2 7 8



55.80.04. ●●●
Espejo 70 x 70 Concert
Mirror 70 x 70 Concert

±11Kg

2 5 8
2 7 7
2 7 8



55.80.05. ●●●
Espejo 200 x 70 Concert
Mirror 200 x 70 Concert

±30Kg

2 5 8
2 7 7
2 7 8

2 5 8

Ébano / Ebony

2 4 6

Wengué / Wenge

2 7 7

Oro / Gold

2 7 8

Plata / Silver

Espejos sin iluminación/Mirrors without lighting

2010

CÓDIGO
CODE

PESO
WEIGHT


ACABADOS
FINISHES



55.80.07. ●●●
Espejo 100 x 60 Concert
Mirror 100 x 60 Concert

±11Kg

2 5 8
2 7 7
2 7 8



51.80.54. ●●●
Espejo 60x60 Iside
Mirror 60x60 Iside

2 4 2



51.80.55. ●●●
Espejo 100x45 Iside
Mirror 100x45 Iside


2 4 2



51.80.56. ●●●
Espejo 60 x 60 Iside
Mirror 60 x 60 Iside

±8Kg

2 4 7



51.80.57. ●●●
Espejo 100 x 60 Iside
Mirror 100 x 60 Iside

±11Kg

2 4 7



51.80.58. ●●●
Espejo 180 x 60 Iside
Mirror 180 x 60 Iside

±11Kg

2 4 7

2 4 2 Inox pulido / Polished stainless steel
2 7 8 Plata / Silver

2 4 7 Wengué / Wenge

2 5 8 Ébano / Ebony

2 7 7 Oro / Gold


Espejos sin iluminación/Mirrors without lighting

2010

CÓDIGO
CODE

PESO
WEIGHT


ACABADOS
FINISHES



51.80.63. ●●●
Espejo 180 x 40 Iside
Mirror 180 x 40 Iside

±35Kg

2 4 7



51.80.62. ●●●
Espejo 40 x 110 Iside
Mirror 40 x 110 Iside

±10Kg

2 4 7

51.80.64. ●●●
Espejo 40 x 130 Iside
Mirror 40 x 130 Iside

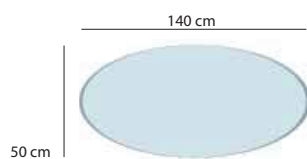
±12Kg

2 4 7

51.80.65. ●●●
Espejo 40 x 160 Iside
Mirror 40 x 160 Iside


±15Kg

2 4 7



51.80.67.243
Espejo oval 50 x 140 Iside
Oval mirror 50 x 140 Iside

±18 Kg



51.80.68.243
Espejo redondo ø120 Iside
Round mirror ø120 Iside

±37 Kg

●●● Wengué / Wenge

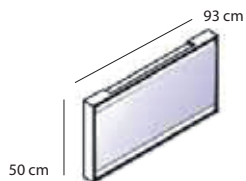
Espejos con iluminación/Mirrors with lighting

2010

CÓDIGO
CODE

PESO
WEIGHT

ACABADOS
FINISHES

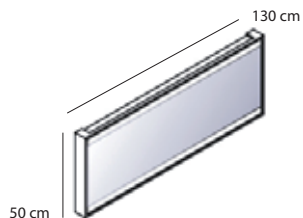


63.80.01. ●●●
Espejo pared con luz
Wall mirror w/light

±14Kg

3 2 2

2 fluorescentes. T5 2x21w/830 220v
2 fluorescents. T5 2x21w/830 220v

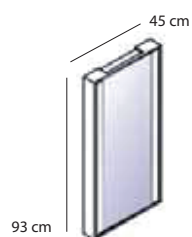


63.80.02. ●●●
Espejo pared con luz
Wall mirror w/light

±21Kg

3 2 2


2 fluorescentes. T5 2x28w/830 220v
2 fluorescents. T5 2x28w/830 220v





63.80.03. ●●●
Espejo pared con luz
Wall mirror w/light

±21Kg

3 2 2

 2 fluorescentes. T5 2x21w/830 220v
2 fluorescents. T5 2x21w/830 220v

 2 fluorescentes. 2G11 BIAx L 2x18x/830 220v
 2 fluorescentes. 2G11 BIAx L 2x18x/830 220v



64.00.31.045
Aplicue 50 cm.
Mirror Light 50 cm.

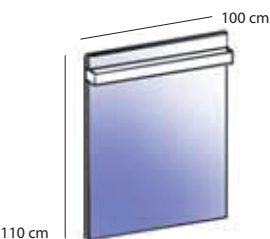
±3 Kg

1 fluorescente. T5 2x8w/830 220v
1 fluorescent. T5 2x8w/830 220v



64.80.50.243
Espejo 110x50 cm.
Mirror 110x50 cm.

±11Kg



64.00.32.045
Aplicue 100 cm.
Mirror Light 100 cm.

±4 Kg

1 fluorescente. T5 1x21w/830 220v
1 fluorescent. T5 1x21w/830 220v



64.80.51.243
Espejo 110x100 cm.
Mirror 110x100 cm.

±21Kg



Blanco/White



Iluminación/Lighting

Iluminación/Lighting

2010

CÓDIGO
CODE


ACABADOS
FINISHES



Softone 60W, E-14
Clase I, IP-44

42.00.21. ●●●
Aplique vertical K-2
Vertical wall light K-2


2 5 4



R7S (18mm) 100W
Clase I, IP-20

42.00.31. ●●●
Aplique horizontal K-2
Horizontal wall light K-2

2 5 4



R7S (18mm) 100W
Clase I, IP-20

41.00.31. ●●●
Aplique horizontal Ona
Horizontal wall light Ona

0 0 2



Softone 60W, E-14
Clase I, IP-44

41.00.21. ●●●
Aplique vertical Ona / Urban
Vertical wall light Ona / Urban

0 0 2



GU-10 50W
Clase I, IP-43

92.00.31. ●●●
Foco espejo Metric
Mirror light Metric

0 0 2



GU-10 50W
Clase I, IP-43

92.00.32. ●●●
Aplique Metric
Wall light Metric

0 0 2

0 0 2 Cromo / Chrome

2 5 4 Wengué - Cromo / Wenge - Chrome

Iluminación/Lighting

2010	CÓDIGO CODE	ACABADOS FINISHES
------	-------------	-------------------

Softone 60W, E-14
Clase I, IP-44



36.00.21. ●●●
Applique Kubic
Wall light Kubic

0 0 2

9 cm



36.01.01. ●●●
Plafón Kubic
Ceiling light Kubic

0 0 2

Softone 3x60W, E-14
Clase I, IP-20

Ø 36 cm



Softone 60W, E-14
Clase I, IP-44

31.00.21. ●●●
Applique Barcelona
Wall light Barcelona

0 8 1

Softone 60W, E-27
Clase I, IP-20



16.00.21. ●●●
Applique Dina
Wall light Dina

0 0 2

16 cm



16.01.01. ●●●
Plafón Dina
Ceiling light Dina

0 0 2

Softone 3x60W, E-14
Clase I, IP-20

Ø 30 cm



53.00.31. ●●●
Applique espejo Metric
Mirror light Metric

0 0 2

G-9 2x40W
Clase I, IP-44

0 0 2 Cromo / Chrome


0 8 1 Cromo - Cristal satinado / Chrome - Matt glass

Iluminación/Lighting

2010

CÓDIGO
CODE

ACABADOS
FINISHES



37.00.31. ●●●
Aplique horizontal Iside
Horizontal wall light Iside

0 2 1

R75 (118mm) 150W
Clase I, IP-20

0 2 1 Inox / Stainless steel

2010

CÓDIGO
CODE

ACABADOS
FINISHES



50052
Cristal plafón
Ceiling light glass



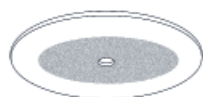
31.009. ●●
Cristal aplique
Wall light glass shade

6 0




RC36.00.21. ●●●
Cristal aplique + Aro
Wall light glass

0 0 2



RCB64372
Cristal plafón
Ceiling light glass



RCB64795
Cristal aplique (horizontal - vertical)
Wall light glass (horizontal - vertical)



RCB65275
Tulipa aplique
Wall light glass shade

6 0 Cristal satinado / Matt glass

0 0 2 Cromo / Chrome

2010

CÓDIGO
CODE

ACABADOS
FINISHES



RCI70143
Bombilla dicroica
Dicroic bulb GU10 aluminium 50
